

# 2014 TRACKING REPORT

Lesbian, Gay, Bisexual, Transgender and Queer Grantmaking by U.S. Foundations

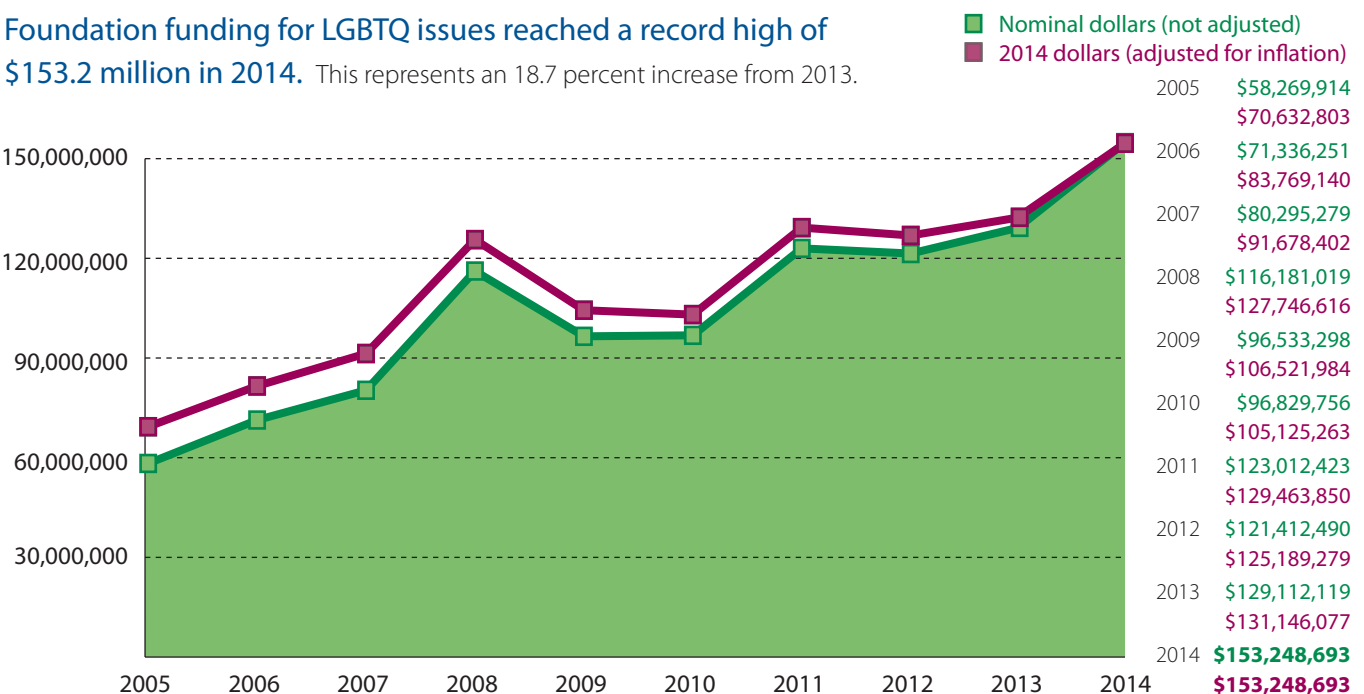
## GENERAL OVERVIEW

Lesbian, Gay, Bisexual, Transgender and Queer Grantmaking by U.S. Foundations in 2014 at a glance:



### Total Annual LGBTQ Grant Dollars, 2005-2014

Foundation funding for LGBTQ issues reached a record high of **\$153.2 million in 2014**. This represents an 18.7 percent increase from 2013.



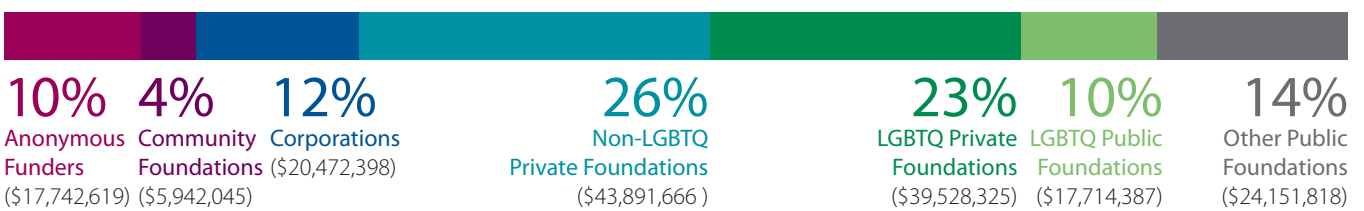
Despite significant gains, for every 100 dollars awarded by U.S. foundations only 28 cents goes to LGBTQ issues. Moreover, **62 of the largest 100 foundations in the United States provided no funding that specifically focused on LGBTQ communities**. For the 38 that did provide funding, **only 5 of them awarded 1 percent or more of their grantmaking to LGBTQ issues**.

### 100 of the Largest U.S. Foundations, by Level of Giving for LGBTQ Issues




### Sources of LGBTQ Funding

As in previous years, private foundations provided the largest share of dollars — \$83.4 million, or 49 percent. **One-third** of 2014 dollars (**\$60.5 million**) for LGBTQ issues were driven by LGBTQ donors themselves either through private foundations established by LGBTQ donors or public funders dedicated to LGBTQ communities.



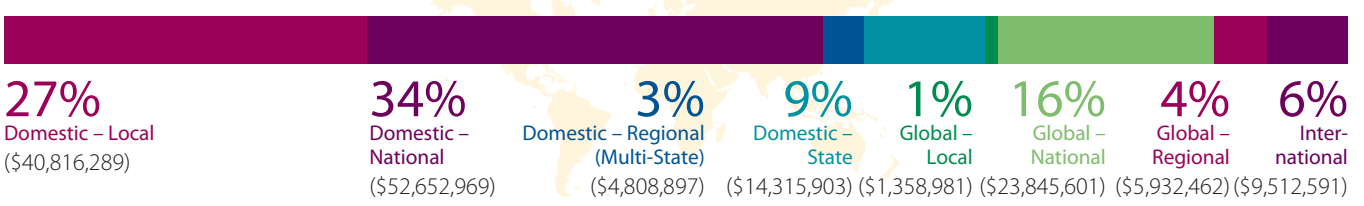
### Top Funders

The top 10 funders of LGBTQ issues provided **\$73.1 million** in grants, or **48 percent** of the year's total.



### Geographic Focus


In 2014, nearly **three-quarters** of funding focused on **domestic LGBTQ communities**, which was split nearly evenly between national work and work done at the statewide or local level.



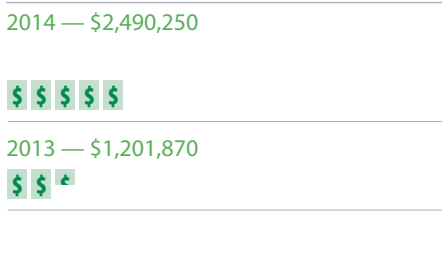
## KEY TRENDS: ISSUES AND POPULATIONS

Funding for HIV/AIDS and criminalization or criminal justice reform in the United States increased by **94 percent** and **107 percent** respectively. Funding for trans communities increased by more than \$4.5 million or **54 percent** to a record-breaking \$12.8 million in the U.S. in 2014.


### Funding for HIV/AIDS



### Funding For Criminalization and Criminal Justice Reform



### Funding for Trans Communities



## KEY TRENDS: GEOGRAPHIC FOCUS

Funding for local LGBTQ communities in the U.S. South and Mountain region increased by **40 percent** and **27 percent**, respectively.

