



**LESBIAN, GAY, BISEXUAL,
TRANSGENDER AND
QUEER GRANTMAKING**
by **U.S. FOUNDATIONS**

CALENDAR YEAR

'11

MISSION

Funders for LGBTQ Issues seeks to mobilize philanthropic resources that enhance the well-being of lesbian, gay, bisexual, transgender and queer communities, promote equity, and advance racial, economic and gender justice.

ACKNOWLEDGEMENTS

Research: Nancy Cunningham

Design: RD Design

Funders for LGBTQ Issues would like to thank our members and funding partners, whose support made this research and publication possible.

We also extend our thanks to the grantmakers that responded to our requests for data, entrusting us with their information and allowing a closer look into the realities of our sector.

FUNDERS FOR LGBTQ ISSUES STAFF

Ben Francisco Maulbeck, President

Richard Burns, Interim Executive Director

Bryan E. Glover, Communications Officer

N. Ordovery, Program Director

Marvin Webb, Director of Operations and Member Services

116 East 16th Street, 7th Floor

New York, NY 10003

Tel 212-475-2930

Fax 212-475-2532

www.lgbtfunders.org

www.lgbtracialequity.org

INTRODUCTION

This report marks our 10th annual assessment of the scale and character of grantmaking by U.S. foundations for lesbian, gay, bisexual, transgender, and queer issues. Foundation giving to LGBTQ communities grew significantly, from \$97.2 million in 2010 to \$123 million in 2011, an increase of 27%. These dollars were distributed by 383 U.S.-based grantmakers, who collectively provided 3,728 grants to organizations and projects devoted to LGBTQ issues.

This year we identified 65 more funders supporting LGBTQ issues, partly due to our ongoing efforts to increase the comprehensiveness of our research, and partly because more foundations are integrating LGBTQ communities into their grantmaking strategies. The dramatic growth in LGBTQ funding far outpaced the modest increase of 2.2% in overall U.S. foundation giving.¹ Grantmaking for LGBTQ communities constituted 0.26% of all U.S. foundation dollars awarded in 2011, surpassing a quarter of a percent for the first time in the 41 years for which we have data.

A full one-third of the growth in LGBTQ grantmaking was due to a \$9.5 million rise in funding of international organizations, which reached a record-high of \$28.5 million. This 50% increase in international funding reflects two trends: (1) LGBTQ funders expanding their investments in our movement at the global level; and (2) a growing number of human rights funders integrating LGBTQ rights into their portfolios.

Looking at the various LGBTQ sub-populations funded, I'm pleased to report that grant dollars for transgender communities rose by 63%, from \$3 million to \$5 million, a trend that I hope will continue. We only identified a single grant of \$5,000 that directly targeted bisexuals, indicating both a continued under-funding in this area as well as a need for further research into funding, gaps, and opportunities when it comes to grantmaking impact in bisexual communities. Grantmaking specifically targeting LGBTQ people of color also grew, by more than \$675,000, reaching a new high of \$14.4 million. However, grant dollars targeting people of color decreased slightly in their share of total LGBTQ grantmaking, not quite keeping pace with the dramatic growth seen overall. Grant dollars for Asian American/Pacific Islander and Latino communities increased, but, unfortunately, dollars targeting people of African descent decreased sharply, by nearly \$1.5 million. Children and youth were once again the population receiving the largest share of LGBTQ grant dollars, reflecting the commitment that so many of our members have made to supporting LGBTQ youth and families.

As you dive deep into the data in this report, you'll see a number of other trends, many of them heartening and some potentially concerning. But the overall trajectory is clear: 2011 was a record-breaking year for LGBTQ grantmaking in terms of total dollars invested and as a share of overall foundation grantmaking. As our movement continues to gain momentum, more and more funders are recognizing that, whatever their area of focus, they need to develop intentional strategies for advancing their objectives among LGBTQ communities. At barely a quarter of a percent of all foundation funding, we still have a long way to go—but, together, I know that we will get there.

Sincerely,



Ben Francisco Maulbeck, *President*

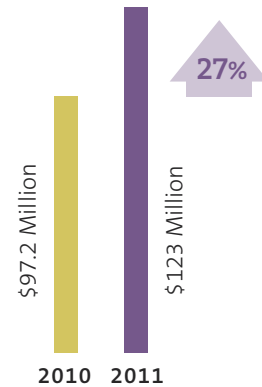
December 2012

¹ Foundation Growth and Giving Estimates (Steven Lawrence, Director of Research, Foundation Center, June 2012)

KEY FINDINGS:

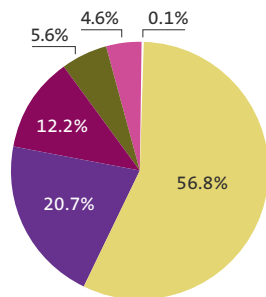
LGBTQ GRANTMAKING BY U.S. FOUNDATIONS (2011)

1 In 2011, 383 U.S.-based grantmakers awarded 3,728 grants supporting LGBTQ organizations and projects totaling \$123 million — a 27% increase in dollars from 2010. An additional 41 grants totaling \$5,472,481 was awarded to public foundations and non-profit organizations for regranting purposes. LGBTQ grantmaking represented 0.26% of all U.S. foundation dollars awarded in 2011.²

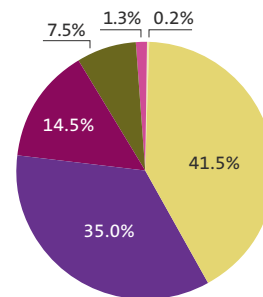


2 Similar to previous years, independent foundations provided the most LGBTQ dollars by far, while public foundations provided the most LGBTQ grants.

DISTRIBUTION BY FOUNDATION TYPE,
LGBTQ DOLLARS, 2011



DISTRIBUTION BY FOUNDATION TYPE,
LGBTQ GRANTS, 2011



² "LGBTQ grantmakers" includes grantmakers that are focused exclusively on LGBTQ issues as well as grantmakers that incorporate LGBTQ giving into their broader portfolios. Also, a handful of these LGBTQ grantmakers — notably public foundations and nonprofit organizations — both raise funds and award grants, including re-granting dollars received from other funders, which play a significant role in distributing funds to groups in the field.

3

In 2011, the combined funding from the top 10 LGBTQ grantmakers, by total dollars, represented 62% of total LGBTQ dollars granted. The top 10 LGBTQ grantmakers, by total grants, accounted for 37% of all LGBTQ grants awarded, six percentage points lower than in 2010.

TOP 10 LGBTQ GRANTMAKERS, BY TOTAL DOLLARS, 2011³

	CITY, STATE	TOTAL DOLLARS
1. Arcus Foundation	New York, NY	\$16,818,900
2. Anonymous	—	15,005,000
3. Ford Foundation	New York, NY	12,111,631
4. Gill Foundation	Denver, CO	8,704,500
5. Open Society Foundations	New York, NY	7,436,951
6. Pride Foundation	Seattle, WA	5,243,961
7. Evelyn and Walter Haas Jr., Fund	San Francisco, CA	3,752,000
8. American Jewish World Service	New York, NY	3,111,970
9. H. van Ameringen Foundation	New York, NY	2,983,500
10. Tides Foundation	San Francisco, CA	2,058,337

TOP 10 LGBTQ GRANTMAKERS, BY TOTAL GRANTS, 2011

	CITY, STATE	TOTAL GRANTS
1. Horizons Foundation	San Francisco, CA	251
2. Pride Foundation	Seattle, WA	207
3. Stonewall Community Foundation	New York, NY	151
4. Astraea Lesbian Foundation for Justice	New York, NY	138
5. Equity Foundation	Portland, OR	125

(continued on next page)

³ Total dollars listed for each grantmaker include grants made to intermediaries for regranting purposes, so as to accurately reflect the full amount of each funder's giving intended for LGBTQ communities. However, grants intended for regranting are deducted from the grand total and other breakdowns to avoid double-counting.

CONTINUED: TOP 10 LGBTQ GRANTMAKERS, BY TOTAL GRANTS, 2011

	CITY, STATE	TOTAL GRANTS
6. Gill Foundation	Denver, CO	114
7. Arcus Foundation	New York, NY	109
8. David Bohnett Foundation	Los Angeles, CA	95
9. Open Society Foundations	New York, NY	92
10. Tides Foundation	San Francisco, CA	87

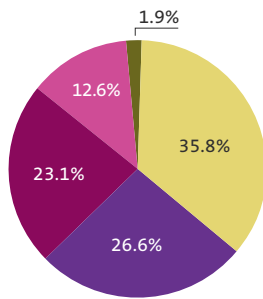
4 The top 10 recipients of LGBTQ funding received a total of \$21,123,030 million, accounting for 17% of all dollars granted in 2011.

TOP 10 LGBTQ GRANTEES, BY DOLLARS RECEIVED, 2011

1. National Gay and Lesbian Task Force	\$2,901,454
2. Lambda Legal Defense and Education Fund	2,893,636
3. Basic Rights Education Fund	2,669,021
4. National Center for Lesbian Rights	2,094,788
5. Gay & Lesbian Alliance Against Defamation	1,907,845
6. Stichting Hivos	1,792,396
7. Gay, Lesbian and Straight Education Network	1,741,443
8. Trustees of Columbia University in the City Of New York	1,725,000
9. Services and Advocacy for GLBT Elders (SAGE)	1,722,953
10. Gay & Lesbian Advocates & Defenders	1,674,494

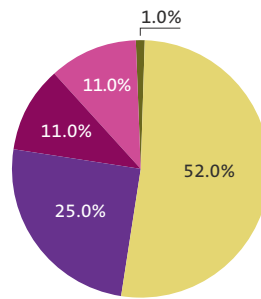
5 As with previous years, national organizations received the majority of LGBTQ dollars while local organizations received the majority of LGBTQ grants.

**DISTRIBUTION BY GEOGRAPHIC FOCUS,
TOTAL LGBTQ DOLLARS, 2011**



- National Organizations (\$43,995,321)
- Local Organizations (\$32,716,095)
- International Organizations (\$28,460,356)
- Statewide Organizations (\$15,484,057)
- Multi-State Organizations (\$2,356,594)

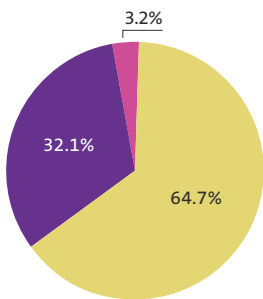
**DISTRIBUTION BY GEOGRAPHIC FOCUS,
TOTAL LGBTQ GRANTS, 2011**



- Local Organizations (1954)
- National Organizations (933)
- International Organizations (425)
- Statewide Organizations (368)
- Multi-State Organizations (48)

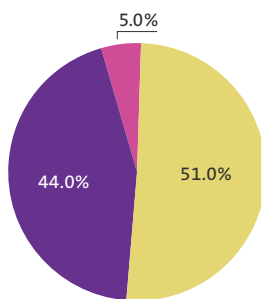
6 Most LGBTQ dollars (65%) were devoted to program support, as were the majority of grants (51%).

**DISTRIBUTION BY TYPE OF SUPPORT,
LGBTQ DOLLARS, 2011**



- Program/Project Support (\$79,585,785)
- General Operating Support (\$39,468,839)
- Other (\$3,957,799)

**DISTRIBUTION BY TYPE OF SUPPORT,
LGBTQ GRANTS, 2011**



- Program/Project Support (1916)
- General Operating Support (1632)
- Other (180)

7

Among the various LGBTQ sub-groups addressed by nonprofits, programs that focus on children and youth received the highest level of support from grantmakers in 2011.

DISTRIBUTION BY PRIMARY POPULATION FOCUS, LGBTQ GRANTMAKING, 2011

	TOTAL DOLLARS	% OF TOTAL DOLLARS	TOTAL GRANTS
All LGBTQ	\$76,799,058	62.43%	2306
LGBTQ (SOGI), General	56,938,204	46.29	1652
Gay Men (MSM)	8,344,483	6.78	261
Lesbians (WSW)	6,381,776	5.19	245
Transgender, Transsexual or Gender Non-conforming	5,017,695	4.08	140
Intersex	111,900	0.09	7
Bisexual	5,000	0.00	1
Children & Youth	19,581,220	15.92	765
All People of Color	14,413,870	11.72	359
People of Color, General	7,373,573	5.99	174
Hispanic/Latina/Latino	2,127,445	1.73	56
People of African Descent	2,916,895	2.37	69
Asian/Pacific Islanders	1,830,414	1.49	47
Native American/Two Spirit	165,543	0.13	13
General Population	4,567,600	3.71	51
Immigrants/Newcomers/Refugees	2,486,310	2.02	37
Aging/Elderly/Senior Citizens	2,390,872	1.94	84
Other	1,248,173	1.01	73
Military/Veterans	507,198	0.41	17
Poor/Economically Disadvantaged	435,352	0.35	16
Incarcerated/Formerly Incarcerated	348,800	0.28	6
Sex Workers	180,000	0.15	7
People with Disabilities	53,970	0.04	7

8 Grant dollars awarded to LGBTQ people of color organizations and projects increased 5 percentage points over 2010 to \$14.4 million dollars. As a percentage of overall LGBTQ grant dollars awarded, funding for LGBTQ people of color organizations and projects decreased by 2 percentage points compared to 2010.

TOP PEOPLE OF COLOR LGBTQ GRANTMAKERS AT 15% OR MORE OF ANNUAL GIVING, 2011

	% OF TOTAL LGBTQ DOLLARS AWARDED BY FOUNDATION	TOTAL POC LGBTQ DOLLARS	POC LGBTQ GRANTS
1. Rapoport Foundation, The Paul	100%	\$1,527,800	9
2. Washington AIDS Partnership	100	119,600	4
3. Asian Americans/Pacific Islanders in Philanthropy	100	35,000	4
4. Delaware Valley Legacy Fund	88	47,760	8
5. AIDS United (formerly National AIDS Fund)	86	579,477	4
6. Social Justice Fund Northwest	77	32,700	4
7. North Star Fund	69	115,000	5
8. Liberty Hill Foundation	58	468,583	15
9. Third Wave Foundation	52	55,000	4
10. Elton John AIDS Foundation	50	833,000	11
11. Leeway Foundation	45	12,500	5
12. Pfund Foundation	35	32,500	4
13. New York Community Trust	32	240,000	5
14. Astraea Lesbian Foundation for Justice	30	493,650	40
15. Levi Strauss & Co/Foundation	29	292,000	4
16. Community Foundation of Southeastern Michigan	25	73,350	7
17. Arcus Foundation	23	3,722,500	33
18. Horizons Foundation	23	253,800	33

9

Of the various strategies used by LGBTQ organizations and projects, advocacy received the largest portion of grant dollars, as in prior years.⁴

DISTRIBUTION BY STRATEGY USED, LGBTQ GRANTMAKING, 2011

	TOTAL DOLLARS	% OF TOTAL DOLLARS	TOTAL GRANTS
Advocacy	\$40,526,773	32.95%	851
Direct Service	15,672,985	12.74	635
Research	9,697,597	7.88	113
Organizational Capacity Building	7,306,668	5.94	144
Litigation	6,971,574	5.67	206
Public Education	6,392,836	5.20	104
Training/Technical Assistance	6,020,307	4.89	117
Leadership Development	5,980,441	4.86	250
Multi-Strategy	5,783,966	4.70	309
Culture	3,913,333	3.18	428
Philanthropy	3,180,530	2.59	66
Film/Video/Radio Production	3,006,173	2.44	63
Electronic Media/Online Services	2,352,879	1.91	51
Community Organizing	2,041,926	1.66	98
Conferences/Seminars	1,404,242	1.14	102
Curriculum Development	973,195	0.79	16
Fundraising Event	724,512	0.59	135
Publications	545,019	0.44	15
Other	407,947	0.33	10
Matching Grant	109,520	0.09	15

⁴ "Strategies" refers to the methods used by organizations to accomplish their goals (e.g., advocacy, public education, community organizing).

10 As with previous years, philanthropic support for civil rights/human rights efforts far surpassed that for the other issues being addressed by LGBTQ organizations and projects.⁵

DISTRIBUTION BY ISSUE ADDRESSED, LGBTQ GRANTMAKING, 2011

	TOTAL DOLLARS	% OF TOTAL DOLLARS	TOTAL GRANTS
Civil Rights	\$24,602,085	20.00%	593
Human Rights	18,784,060	15.27	263
HIV/AIDS	13,173,269	10.71	287
Multi-Issue	11,261,981	9.16	565
Health	8,949,980	7.28	308
Marriage/Civil Unions	8,152,793	6.63	149
Education/Safe Schools	6,972,952	5.67	269
Religion	4,689,694	3.81	97
Gender Identity	4,069,133	3.31	128
Visibility	3,843,884	3.12	287
Homophobia	3,565,336	2.90	69
Philanthropy	3,407,293	2.77	121
Community Building/Empowerment	2,933,785	2.38	307
Strengthening Families	2,851,730	2.32	63
Anti-Violence	2,319,551	1.89	82
Housing	1,915,317	1.56	79
Labor/Employment	786,982	0.64	40
Military	507,198	0.41	17
Other	225,400	0.18	4

Note: Methodology for this report is available at www.lgbtfunders.org.

⁵ “Issues” refers to the subject areas that organizations are addressing (e.g., civil rights, education, health).

APPENDIX

2011 LIST OF LGBTQ GRANTMAKERS IN THE U.S.

	TOTAL GRANTS	TOTAL DOLLARS	REGRANTING FUNDS	TOTAL
Aaroe Associates Charitable Foundation	2	\$2,000		
Adam Foundation	3	9,000		
Aetna Foundation	5	73,500		
AHS Foundation	2	30,000		
AIDS United (formerly National AIDS Fund)	7	676,977		
Akron Community Foundation	10	29,161		
Alcoa Foundation	3	80,000		
Alphawood Foundation	7	410,000		
American Express Company & Foundation	1	20,000		
American Jewish World Service	43	3,111,970		
American Psychological Foundation/LGBT Research Scholarships	3	40,720		
amfAR, Foundation for AIDS Research	41	720,929		
Andersen Foundation, Hugh J.,	2	10,500		
Anderson Living Trust, Clarence E.	4	556,000		
Anderson Prize Foundation	4	60,000		
Andonios Foundation	4	1,655		
Andrus Family Foundation	2	231,000		
Annenberg Foundation	1	25,000		
Anonymous (2)	59	15,051,250	680,000	15,731,250
Aqua Foundation for Women	8	76,000		
Arca Foundation	1	55,000		
Arcus Foundation	109	16,097,900	721,000	16,818,900
Arizona Community Foundation	2	16,000		
Asia Pacific Fund	1	15,000		
Asian Americans/Pacific Islanders in Philanthropy	4	35,000		
Astraea Lesbian Foundation for Justice	138	1,618,867		
Atwater Kent Foundation	3	1,000		
Austin Foundation, Sidley	4	44,000		
Babson Charitable Foundation, Susan A. & Donald P.	8	43,000		
Babson Foundation, Paul and Edith	1	5,000		
Baker Brook Foundation	2	4,000		
Baltimore Community Foundation	1	6,100		
Bank of America Charitable Foundation	20	299,709		
Banks Foundation, William and Karin	1	6,000		
Barra Foundation	2	4,000		

(continued on next page)

	TOTAL GRANTS	TOTAL DOLLARS	REGRANTING FUNDS	TOTAL
Bastian Foundation, B. W.	35	\$843,007		
Bellinzoni Foundation, Arthur J.	1	2,500		
Ben & Jerry's Foundation	2	30,000		
Berks County Community Foundation	1	3,000		
Bernstein Memorial Foundation, Morey	2	3,000		
Bigelow Foundation, F.R.	2	65,000		
Blachford-Cooper Foundation	7	104,300		
Black Tie Dinner	14	998,956		
Blandin Foundation, Charles K.	1	5,000		
Blaustein Foundation, Morton K. and Jane	1	40,000		
Blowitz-Ridgeway Foundation	1	10,000		
Blue Shield of CA Foundation	2	80,000		
Bohemian Foundation	3	37,500		
Bohnett Foundation, David	95	1,624,325		
Booth Ferris Foundation	1	150,000		
Boston Foundation	17	163,514		
Boston Women's Fund	1	13,000		
Bright Mountain Foundation	2	20,501		
Brother Help Thyself	32	99,780		
Brown Foundation	1	20,000		
Brown Foundation, Arch and Bruce	3	3,000		
Buck Foundation, Peter and Carmen Lucia	2	20,000		
Burnham Charitable Trust, Margaret	1	3,000		
Burstein Family Foundation	3	1,450		
Cafritz Foundation, Morris and Gwendolyn	2	35,000		
Calamus Foundation	2	70,000	55,000	125,000
California Community Foundation	20	341,505		
California Endowment, The	22	1,059,350		
California Wellness Foundation	2	155,000		
Cameron and Jane Baird Foundation	2	35,000		
Cameron Foundation, Harry S. and Isabel C.	1	3,000		
Cape Cod Foundation, The	7	11,595		
Capital Group Companies Charitable Foundation	30	47,775		
Cardinal Health Fund	1	3,500		
Carsey Family Foundation	1	1,000		
Caruso Foundation, Frank and Ruth E	3	40,000		
Center for Lesbian and Gay Studies	3	20,000		
Chaiken Foundation, Donald and Carole	4	85,000		
Charlesmead Foundation	1	4,333		

(continued on next page)

	TOTAL GRANTS	TOTAL DOLLARS	REGRANTING FUNDS	TOTAL
Chesley Foundation, Robert	3	\$3,000		
Chicago Bar Foundation	1	5,000		
Chicago Community Trust	24	414,300		
Chicago Foundation for Women	16	74,430		
Chinook Fund	1	9,500		
Coastal Community Foundation of South Carolina	1	2,500		
Colin Higgins Foundation	4	40,000		
Collins Foundation	1	7,000		
Collinwood Foundation	12	215,000		
Columbia Foundation	5	175,000	55,000	230,000
Columbus Foundation	11	105,268		
Common Stream	2	50,000		
Communities Foundation of Texas	1	10,000		
Community Foundation for Greater Atlanta	5	141,500		
Community Foundation for Greater New Haven	1	1,000		
Community Foundation for Monterey County	1	4,675		
Community Foundation for National Capital Region	6	15,250		
Community Foundation for Southern Arizona	14	42,500		
Community Foundation for the Fox Valley Region	3	23,000		
Community Foundation of Broward	20	284,564		
Community Foundation of Greater Fort Wayne	1	2,000		
Community Foundation of Middle Tennessee	3	12,900		
Community Foundation of New Jersey	1	21,250		
Community Foundation of Southeastern Michigan	43	294,974	100,000	
Community Foundation of Western North Carolina	2	28,250		
Community Foundation Santa Cruz County	14	59,250		
Community Foundation Serving Boulder County	14	46,500		
Consumer Health Foundation	1	35,000		
Crawford Idema Family Foundation	1	20,000		
Cream City Foundation	27	23,106		
Credo	2	118,395		
Crossroads Fund	2	17,500		
Cummings Foundation, Nathan	1	100,000		
Dallas Women's Foundation	2	8,500		
Day Foundation, Doris & Victor	1	5,000		
DeCamp Foundation, Ira	2	140,000		
Dechman Foundation, David A.	5	103,000		
Delaware Community Foundation	1	5,100		
Delaware Valley Legacy Fund	10	54,317		

(continued on next page)

	TOTAL GRANTS	TOTAL DOLLARS	REGRANTING FUNDS	TOTAL
Denver Foundation	6	\$56,000		
Dolfinger-McMahon Foundation	4	5,500		
Donnelley Foundation, Gaylord and Dorothy	1	10,000		
Dorot Foundation	1	20,000		
Draper Richards Kaplan Foundation	1	50,000		
Dyson Foundation	3	20,000		
East Bay Community Foundation	7	23,100		
Elizabeth Morse Charitable Trust	1	5,000		
Elton John AIDS Foundation	29	1,652,950	400,000	2,052,950
Equity Foundation	125	132,659		
Esmond Harmsworth 1997 Charitable Foundation	10	275,000		
Eychaner Foundation	13	131,181		
Fels Fund, Samuel S.	1	7,500		
Field Foundation of Illinois	2	35,000		
Five Bridges Foundation	1	5,000		
Ford Foundation	44	11,811,631	300,000	12,111,631
Foundation for the Carolinas	21	84,500		
Frameline	8	30,000		
Freedom to Marry	7	117,000		
Freeman Foundation	11	157,500	50,000	207,500
Freygish Foundation	1	10,000		
Fry Foundation, Lloyd A.	1	25,000		
Fund for Global Human Rights	23	385,777		
Fund for New Jersey	1	50,000		
Fund for Santa Barbara	7	62,600		
Fund for Southern Communities	2	4,000		
Funding Exchange	25	195,500	32,500	228,000
Gamma Mu Foundation	8	57,100		
Gannett Foundation	3	20,000		
GE Foundation	1	250,000		
Geffen Foundation, David	21	368,666		
General Mills Foundation	5	55,000		
Georgia Power Foundation	1	3,000		
Gerbic Family Foundation, Edward and Verna	1	1,000		
Gerbode Foundation, Wallace Alexander	2	26,000		
Gill Foundation	114	7,874,500	830,000	8,704,500
Gilmore Foundation, Irving	1	35,000		
Global Fund for Women	29	417,500		
Goldman Fund, Richard and Rhoda	1	50,000		

(continued on next page)

	TOTAL GRANTS	TOTAL DOLLARS	REGRANTING FUNDS	TOTAL
Goldsmith Foundation, Horace W.	1	\$200,000		
Goldwyn Foundation, Samuel	1	25,000		
Goodman-Abell Foundation	1	5,000		
Grand Rapids Community Foundation	1	10,000		
Grant Foundation, Charles M. and Mary D.	1	35,000		
Greater Cincinnati Foundation	1	20,000		
Greater Kansas City Community Foundation	2	35,000		
Greater Milwaukee Foundation	24	309,334		
Greater New Orleans Foundation	6	16,934		
Greater Seattle Business Association	1	150,000		
Greater Worcester Community Foundation	3	42,500		
Guilford Green Foundation	15	33,200		
Gund Foundation, George	1	10,000		
Haas Fund, Walter and Elise	8	177,723		
Haas, Jr. Fund, Evelyn and Walter	40	3,272,000	480,000	3,752,000
Hagedorn Fund	1	20,000		
Haring Foundation, Keith	8	170,000		
Hartford Foundation for Public Giving	6	99,000		
Hayden Foundation, Charles	1	25,000		
Haymarket People's Fund	2	15,000		
Headwaters Fund for Justice	7	37,000		
Healthcare Foundation of NJ	3	257,000		
Heart & Hand Foundation	6	17,850		
Hearthstone Foundation	3	2,350		
Heartland Alliance for Human Needs & Human Rights	12	653,677		
Heinz Endowment	4	76,000		
Helene Foundation	1	10,000		
Helfgott-Renfroe Foundation	1	1,000		
Hermes Foundation	5	20,100		
Hewlett Foundation, William and Flora	2	200,000	150,000	350,000
Hill-Snowdon Foundation	2	32,500		
Hilles Fund, Allen	2	8,000		
Hollyfield Foundation	10	57,000		
Horizons Foundation	251	1,106,941	43,000	1,149,941
Hostetter, Mark D. and Habib, Alexander N. Foundation	10	191,000		
Houston Endowment	2	175,000		
Hunt Foundation, Roy A.	1	10,000		
Hyams Foundation	2	30,000		
Hyde and Watson Foundation	3	35,000		

(continued on next page)

	TOTAL GRANTS	TOTAL DOLLARS	REGRANTING FUNDS	TOTAL
Intuit Foundation	3	\$6,890		
Irmas Charitable Foundation, Audrey & Sydney	1	10,000		
Irvine Foundation, James	7	16,850		
Jacobs Foundation, Carl	2	5,000		
Jewish Communal Fund	7	643,700		
Johnson Family Foundation	29	855,720	100,000	955,720
Kalamazoo Community Foundation	3	9,500		
Katz Family Foundation	2	26,000		
Kauffman Foundation, Muriel McBrien	1	10,000		
Keith Foundation, Ben E.	1	20,000		
Kellett Foundation, John Steven	3	3,050		
Kemper Foundation, William T.	1	2,000		
Kerr Foundation, William A.	4	52,500		
King Foundation, Carl B. and Florence E.	1	15,000		
Kish Foundation, John C.	2	213,500		
Knight Family Foundation	1	25,000		
Knight Foundation, John S, and James L.	1	12,000		
Koffman and Lorraine Bates Family Fund, Betsy	1	20,000		
Komen Foundation, Susan G.	36	1,826,804		
La Crosse Community Foundation	2	2,750		
Langeloth Foundation, Jacob and Valerie	2	12,500		
Larsen Foundation, John	7	119,500		
League Foundation	7	12,500		
Leeway Foundation	11	27,500		
Levi Strauss & Co/Foundation	23	1,005,000		
Levitt Foundation	1	2,000		
Liberty Hill Foundation	44	801,587		
Lilly Endowment	1	29,595		
Lily Auchincloss Foundation	3	35,000		
Logan Foundation, Reva and David	1	15,000		
M.A.C. AIDS Fund	24	1,588,550		
MacArthur Foundation, John D. and Catherine T.	1	15,000		
Macy Jr. Foundation, Josiah	1	35,000		
Macy's Foundation	23	118,714		
Maine Community Foundation	11	49,533		
Maine Initiatives	1	75,000		
Marcus Foundation, Grace & Alan	3	6,500		
Marguerite Casey Foundation	1	10,000		
Marin Community Foundation	2	170,174		

(continued on next page)

	TOTAL GRANTS	TOTAL DOLLARS	REGRANTING FUNDS	TOTAL
May Foundation, Wilbur	1	\$55,000		
McCrinkle Foundation, Joseph F.	2	5,500		
McGregor Fund	1	45,000		
McKenzie River Gathering	3	26,500		
Mertz Gilmore Foundation	1	10,000		
MetLife Foundation	2	75,000		
Meyer Foundation, Eugene and Agnus E.	3	75,000		
Meyer Memorial Trust	2	47,350		
Miami Foundation	23	212,500		
Michigan Women's Foundation	1	3,910		
Minneapolis Foundation	14	125,700		
Minnesota Community Foundation	3	1,000		
Monell Foundation, Ambrose	1	25,000		
Moonwalk Fund, Silva Watson	5	55,000		
Mossier Foundation, Kevin J.	12	574,806	40,000	614,806
Ms Foundation for Women	7	104,000		
Mukti Fund	15	153,315		
Neidich & Brooke Garber Foundation, Daniel M.	3	3,525		
New Harvest Foundation	4	12,000		
New Israel Fund	5	68,000		
New Mexico Community Foundation	9	21,350		
New York Community Trust	16	762,000		
New York Foundation	4	172,500		
New York Life Foundation	6	133,300		
New York Women's Foundation	6	395,000		
Newpol Foundation	8	69,000		
North Fork Women for Women Fund	1	16,458		
North Star Fund	11	167,500		
Northwestern Health Foundation	3	260,000		
Oklahoma City Community Foundation	1	3,000		
Open Meadows Foundation	3	3,100		
Open Society Foundations	92	6,719,451	717,500	7,436,951
Oregon Community Foundation	6	247,000		
Otto Bremer Foundation	4	452,917		
Overbrook Foundation	16	241,500	80,000	321,500
Palette Fund	14	351,510	92,354	443,864
Palm Foundation, Michael	1	50,000		
Parsons Foundation, Ralph M.	1	50,000		
Paso del Norte Health Foundation	1	30,000		

(continued on next page)

	TOTAL GRANTS	TOTAL DOLLARS	REGRANTING FUNDS	TOTAL
Peace Development Fund	9	\$10,887		
Penn Foundation, William	4	707,648		
Peoples Gas and North Shore Gas Corporate Contributions	1	8,000		
Perkins Foundation, Dennis J. and John E. Donaldson	1	4,000		
PFLAG National Scholarship Program	1	40,500		
PFLAG/HATCH Youth Scholarship Foundation	1	90,456		
Pfund	16	92,000		
Philadelphia Foundation	36	283,697		
Phillips Family Foundation, Jay & Rose	5	60,000		
Pittsburgh Foundation	4	23,600		
PNC Foundation	4	45,000		
Point Foundation	1	568,495		
Polk Bros Foundation	5	227,000		
Polo Ralph Lauren Foundation	1	10,000		
Pride Foundation	207	5,243,961		
Proteus Fund	12	1,775,000		
Pullman Charitable Trust, Nina Mason	2	90,000		
Rainbow Foundation	10	60,000		
Rapoport Foundation, The Paul	9	1,527,800		
Rauch Family Foundation	1	1,000		
Reaugh Trust Fund, Ernest O.	6	12,000		
Resist	8	24,200		
Retirement Research Foundation	1	30,000		
Rhode Island Foundation	8	49,000		
Richardson Fund, Anne S,	2	110,000		
Roaring Fork Gay & Lesbian Community Fund	3	25,000		
Robert Wood Johnson Foundation	3	573,900		
Robins, Kaplan, Miller & Ciresi, L.L.P. Private Foundation	4	22,500		
Roble Foundation, Joseph H. and Florence A.	1	12,650		
Rochester Area Community Foundation	3	20,000		
Rockefeller Brothers Fund	1	60,000		
Rockefeller Philanthropic Advisors	1	500		
Rocking Moon Foundation	6	220,000		
Rockwell Collins Charitable Corporation	1	15,000		
Rose Community Foundation	1	40,000		
Rosenberg Foundation	2	51,000		
Rosenstein Foundation, Anita May	1	20,294		
Rosenthal Foundation, Benjamin J.	1	1,000		
Saint Paul Foundation	6	50,750		

(continued on next page)

	TOTAL GRANTS	TOTAL DOLLARS	REGRANTING FUNDS	TOTAL
Samara Foundation of Vermont	7	\$19,050		
Samuels Foundation, Fan Fox and Leslie R.	1	10,000		
San Diego Foundation	6	21,500		
San Diego Foundation for Change	1	40,000		
San Diego Human Dignity Foundation	1	500		
San Francisco Film Society	2	148,000		
San Francisco Foundation	36	417,000	130,000	547,000
San Luis Obispo County Community Foundation	4	6,000		
Sandy River Charitable Foundation	1	15,000		
Santa Barbara Foundation	1	40,000		
Santa Fe Community Foundation	8	30,500		
Sara Lee Foundation	1	25,000		
Sawchuk Family Foundation	1	20,000		
Schoeler Foundation, Kevin	1	6,000		
Seattle Foundation	14	196,769	45,000	241,769
Shiva Foundation, Susan Stein	1	2,000		
Shubert Foundation	1	15,000		
Siragusa Foundation	2	10,000		
Skoll Foundation	1	5,000		
Slavin Foundation, Sanford and Doris	3	8,400		
Small Change Foundation	19	275,500		
Snowden Foundation, Ted	1	30,000		
Snyder Fund, Valentine Perry	2	50,000		
Social Justice Fund Northwest	5	42,300		
Soros Fund Charitable Foundation	3	50,955		
Southern Partners Fund	1	500		
Sparkplug Foundation	5	39,280		
Stonewall Community Foundation	151	510,146	26,322	536,468
Surdna Foundation	2	181,000		
Terrell Charitable Trust, Randolph Querbes	2	9,500		
The Generations Fund	3	3,000		
Third Wave Foundation	8	105,000		
Three Rivers Community Foundation	7	27,826		
Threshold Foundation	1		130,246	130,246
Tides Foundation	87	2,058,337		
TJX Foundation	5	20,000		
Triangle Community Foundation	1	2,000		
Tromblee Foundation	1	5,000		
Tulsa Community Foundation	9	24,500		

(continued on next page)

	TOTAL GRANTS	TOTAL DOLLARS	REGRANTING FUNDS	TOTAL
Tuohy Foundation, Walter and Mary	1	\$2,000		
Tuttle Fund, Isaac	1	10,000		
Two Sisters and a Wife Foundation	8	356,750		
Unger Foundation, Aber D.	1	5,000		
Unitarian Universalist Veatch Program at Shelter Rock	12	28,326		
UPS Foundation	2	150,000		
Urgent Action Fund for Women's Human Rights	10	42,780		
van Ameringen Foundation, H.	56	2,973,500	10,000	2,983,500
van Loben Sels/RembeRock Foundation	2	25,000		
Verizon Foundation	32	73,090		
Verizon Wireless	1	25,000		
Vermont Community Foundation	5	22,000		
Vilcek Foundation	1	40,000		
Vital Projects Fund	1	50,000		
Waldron Rise Foundation	1	1,500		
Wallis Foundation	1	50,000		
Walmart Foundation	1	2,250	75,000	77,250
Washington AIDS Partnership	4	119,600		
Washington Area Women's Foundation	1	11,500		
Wean Foundation, Raymond and John	2	3,000		
Weeden Foundation	2	14,000		
Weinberg Foundation, Harry and Jeanette	1	110,000		
Weingart Foundation	2	60,000		
Wells Fargo Foundation	79	1,536,686	100,000	1,636,686
Western Union Foundation	2	15,000		
Williams, Reid Foundation	4	90,000	29,559	119,599
Wilson Memorial Foundation, Jerry J.	1	10,000		
Women's Foundation of Minnesota	3	130,000		
Women's Fund of Miami-Dade County	1	5,000		
Women's Fund of Southeastern Massachusetts	1	1,500		
Women's Funding Alliance	1	2,000		
Women's Way	1	15,000		
Women's Fund of Greater Milwaukee	5	12,000		
Z. Smith Reynolds Foundation	2	55,000		
Zarrow Foundation, Anne and Henry	1	5,000		
Zurlo Charitable Foundation, Gwladys and John	1	5,000		



FUNDERS FOR
LGBTQ
ISSUES

116 East 16th Street, 7th Floor

New York, NY 10003

Tel 212-475-2930

Fax 212-475-2532

www.lgbtfunders.org

www.lgbtraciaequity.org

 [@lgbtfunders](https://twitter.com/lgbtfunders)