

**LESBIAN, GAY, BISEXUAL,  
TRANSGENDER AND  
QUEER GRANTMAKING**  
by **U.S. FOUNDATIONS**

CALENDAR YEAR

'09

## CONTENTS

- 1 Introduction
- 2 Key Findings
- 3 Detailed Findings
- 16 Appendix A:  
Methodology
- 18 Appendix B:  
2009 List of LGBTQ  
Grantmakers in the U.S.

## MISSION

To mobilize philanthropic resources that create equity, enhance the well-being of lesbian, gay, bisexual, transgender and queer communities, and advance racial, economic and gender justice.

## ACKNOWLEDGEMENTS

Research: Nancy Cunningham  
Design: RD Design

Funders for LGBTQ Issues would like to thank the funders who made this research and publication possible.

We also extend our thanks to the grantmakers that responded to our requests for data, entrusting us with their information and allowing a closer look into the realities of our sector.

## FUNDERS FOR LGBTQ ISSUES STAFF

Bryan E. Glover, Communications Officer  
Nancy Ordovery, Program Director  
Marvin Webb, Operations Manager  
Karen Zelsermyer, President & CEO

116 East 16th Street, 6th Floor  
New York, NY 10003  
Tel 212-475-2930  
Fax 212-475-2532  
[www.lgbtfunders.org](http://www.lgbtfunders.org)  
[www.lgbtraciaequity.org](http://www.lgbtraciaequity.org)

# INTRODUCTION

Dear Friends and Colleagues,

We all knew it was coming. It was inescapable that the worst economic crisis since the Great Depression would have a profound impact on foundations and the organizations they support.

In 2009, the Foundation Center reported an estimated 8.4% cut in funding by U.S. foundations, the largest decline in foundation giving that they had ever tracked. In *Lesbian, Gay, Bisexual, Transgender and Queer Grantmaking by US Foundations (2009)*, our eighth annual report, we tracked a decline in LGBTQ targeted funding of 12.7% – 4.3% higher than the national decline.

The picture could have been worse. Anticipating the fallout that would occur based on market losses and reduced contributions, many LGBTQ grantmakers increased their payout rates, made multi-year commitments to their grantees and gave more general support grants to help organizations cover core costs. And, in spite of the cuts, for the 2nd consecutive year since we began our reporting, in 2009 LGBTQ issues garnered more than 0.2% of the total dollars granted by foundations.

This year's report identified 304 foundations, 3,401 grants and \$93.5 million dollars targeting LGBTQ issues and communities. As in past years, it shows that most foundation support for LGBTQ communities comes from a small group of foundations; 50% of the LGBTQ dollars awarded in 2009 came from 10 foundations.

And 2009—the 2nd year of our Racial Equity Campaign to increase support for organizations that explicitly support LGBTQ communities of color—showed a steep decrease in dollars to LGBTQ people of color. Total giving to groups that address LGBTQ people of color and racial equity decreased from \$12.6 million in 2008 to \$9.7 million in 2009, a 23% decrease. Also of note is the fact that funding that supports lesbian communities decreased from \$6.7 million to \$3.6 million – a decrease of 46%. One bright spot in this picture is that funding for transgender communities increased by 23% – from \$2.6 million to \$3.2 million.

It remains clear to us that our work to increase the number of foundations that support LGBTQ issues and communities overall is still imperative, as are our efforts to shine a light on the under-investment in marginalized LGBTQ communities.

It's in this context that we hope this report serves to inform your work and to inspire continued and increased grantmaking to LGBTQ communities.

Best regards,



Karen Zelermeyer  
*President and CEO*

## KEY FINDINGS:

### LGBTQ GRANTMAKING BY U.S. FOUNDATIONS (2009)<sup>1</sup>

**1** In 2009, **304 U.S.-BASED GRANTMAKERS** awarded **3,401 GRANTS** supporting LGBTQ organizations and projects totaling **\$93.5 MILLION — A 12.7% DECREASE** in dollars from 2008 (a 4.3% greater decrease than the 8.4% drop in overall U.S. funding reported by the Foundation Center for 2009). For the second year in a row during the time of our research, LGBTQ grantmaking represented more than **0.2 % OF ALL U.S. FOUNDATION DOLLARS** awarded in a single year.<sup>2</sup> **2** Similar to previous years, **INDEPENDENT FOUNDATIONS** provided the most LGBTQ dollars while **PUBLIC FOUNDATIONS** provided the most LGBTQ grants. **3** The combined funding from **THE TOP 10 LGBTQ GRANTMAKERS**, by total dollars, represented half (50%) of the total LGBTQ dollars — three percentage points higher than in 2008. The top 10 LGBTQ grantmakers, by total grants, accounted for 42% of all LGBTQ grants. **4** **TEN NONPROFIT ORGANIZATIONS** received nearly one-third of all LGBTQ dollars granted. **5** As with previous years, **NATIONAL ORGANIZATIONS** received the majority of LGBTQ dollars while **LOCAL ORGANIZATIONS** received the majority of LGBTQ grants. **6** **PROGRAM SUPPORT** received the most LGBTQ dollars (58%) and **GENERAL OPERATING SUPPORT** the most grants (48%). **7** Organizations that explicitly serve **CHILDREN AND YOUTH** again received the highest level of support from grantmakers (among the various LGBTQ sub-groups addressed by nonprofits). **8** Ten percent of grant dollars awarded went to LGBTQ **PEOPLE OF COLOR ORGANIZATIONS AND PROJECTS, 2 PERCENTAGE POINTS LOWER** than in 2008. **9** Among the various strategies utilized by LGBTQ organizations and projects, **ADVOCACY** received the most support from grantmakers.<sup>3</sup> **10** Grantmaking support for **CIVIL RIGHTS/ HUMAN RIGHTS** efforts far surpassed philanthropic support for the other issues being addressed by LGBTQ organizations and projects.<sup>4</sup>

<sup>1</sup> In an effort to provide more timely data we are tracking LGBTQ grants much earlier than in previous years. As a result, fewer grantmakers had published a 2009 annual report or submitted their 990 tax forms at the time of our reporting.

<sup>2</sup> "LGBTQ grantmakers" includes grantmakers that are focused exclusively on LGBTQ issues and grantmakers that incorporate LGBTQ giving into their broader portfolios. Also, a handful of these LGBTQ grantmakers—notably public foundations and nonprofit organizations—have regrantsmaking functions that play a significant role in distributing funds to groups in the field. See Appendix B for a listing of LGBTQ grantmakers.

<sup>3</sup> "Strategies" refers to the methods used by organizations to accomplish their goals (e.g. advocacy, public education, community organizing).

<sup>4</sup> "Issues" refers to the subject areas that organizations are addressing (e.g. civil rights, education, health).

## DETAILED FINDINGS:

### LGBTQ GRANTMAKING BY U.S. FOUNDATIONS (2009)

**1** IN 2009, 304 U.S.-BASED GRANTMAKERS AWARDED 3,401 GRANTS SUPPORTING LGBTQ ORGANIZATIONS AND PROJECTS TOTALING \$93.5 MILLION DOLLARS—A 12.7% DECREASE IN TOTAL DOLLARS FROM 2008. FOR ONLY THE SECOND TIME IN OUR RESEARCH, LGBTQ GRANTMAKING REPRESENTED MORE THAN 0.2% OF ALL U.S. FOUNDATION DOLLARS AWARDED IN A SINGLE YEAR.<sup>5</sup>



- This study identified 304 grantmakers that awarded grants to LGBTQ organizations and projects in 2009, including 156 independent foundations, 57 community foundations, 57 public foundations, 29 corporate foundations/giving programs and five nonprofit organizations and “other” funders.<sup>6</sup>

- The 304 grantmakers awarded 3,401 grants, totaling \$93,502,777, to LGBTQ issues—39 fewer grantmakers than in 2008. Total grants awarded decreased by 190 (5 %) and total giving decreased by \$13,736,814 (12.7%).

- Private foundations awarded \$7,258,273 to public foundations for regranteeing purposes. To avoid “double counting,” these awards are not included in the total figures above.

- The average LGBTQ grant was \$27,493; the median grant was \$5,000.

- A total of 230 grants awarded were equal to or exceeding \$100,000, ten percent less than were awarded in 2008. Of these 230 grants, 18 grants were \$500,000 or more and 9 grants were \$1 million or more.

<sup>5</sup> The grantmaking activity of 390 funders was reviewed for this report; 60 foundations made no LGBTQ-specific grants in 2009. In addition, 21 funders had not yet published their annual report or filed their most recent 990 tax forms. Thus, we were unable to find their grants list for 2009.

<sup>6</sup> “Other” includes anonymous and unspecified gifts/donors.

- Thirty-two of the 304 funders reporting LGBTQ grants in 2009 did not appear in the 2008 listing; of these grantmakers, 23 have never been identified through our research as having awarded LGBTQ-specific grants in the past. On the other hand, 69 LGBTQ funders in 2008 were not included in this year's report.<sup>7</sup>

- The Foundation Center estimates that U.S. foundations awarded more than \$42.9 billion in grants in 2009. The \$93.5 million awarded to LGBTQ issues represents 0.22% of all grant dollars awarded—the second year in a row that LGBTQ giving has exceeded 0.2%.

## **2 SIMILAR TO PREVIOUS YEARS, INDEPENDENT FOUNDATIONS PROVIDED THE MOST LGBTQ DOLLARS, WHILE PUBLIC FOUNDATIONS PROVIDED THE MOST LGBTQ GRANTS.**

- Independent foundations provided 54% of all LGBTQ dollars in (6% more than 2008) and 32% of all LGBTQ grants.

- The average grant amount from independent foundations was \$45,599. The median LGBTQ grant from independent foundations was \$15,000, a decrease of 25%.

- Fifty-seven community foundations awarded 15% of total grants and 6% of total dollars. The average grant from community foundations was \$10,199 and the median grant was \$4,250.

- Public foundations awarded 22% of all LGBTQ grant dollars (1% less than 2008) and 42% of LGBTQ grants, a decrease of 3 percentage points since 2008. The average grant from public foundations was \$14,525 and the median grant was \$4,000.

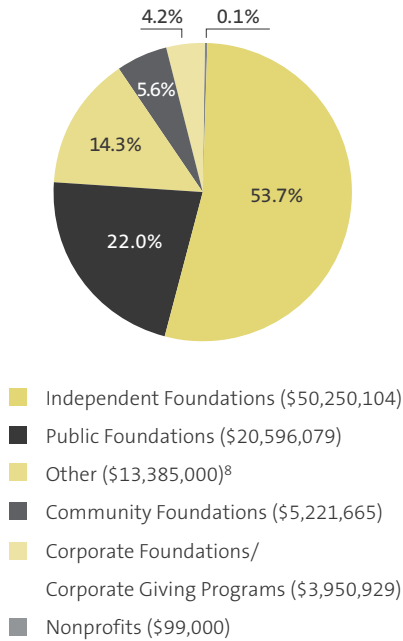
- Donor-advised funds accounted for 29% of the combined funding reported by community and public foundations, 24% of all grants awarded and 8% of the overall dollars.

- Of the \$20,596,079 granted by public foundations to LGBTQ issues, 51% were awarded by LGBTQ foundations, 34% by progressive foundations, 12% by women's foundations and 3% by religious public foundations.

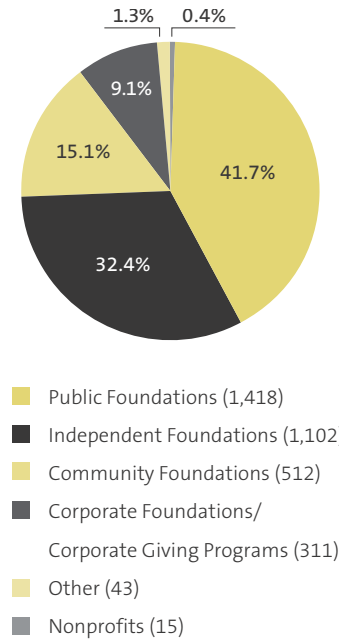
- Twenty-nine corporate foundations/giving programs awarded \$3,950,929 in 311 grants to LGBTQ issues, which represents 4% of total dollars and 15% of total grants. The average grant from corporate foundations/corporate giving programs was \$12,704 and the median grant was \$4,300.

<sup>7</sup> These 69 foundations include 43 foundations that awarded LGBTQ grants in 2008 but made no such grants in 2009, four foundations that merged or closed, one foundation that awarded no grants in 2009 and twenty-one foundations that had not published the data necessary to measure their grantmaking in time for the 2009 report.

DISTRIBUTION BY FOUNDATION TYPE,  
LGBTQ DOLLARS, 2009



DISTRIBUTION BY FOUNDATION TYPE,  
LGBTQ GRANTS, 2009



**3 THE COMBINED FUNDING FROM THE TOP 10 LGBTQ GRANTMAKERS, BY TOTAL DOLLARS, REPRESENTED HALF (50%) OF THE TOTAL LGBTQ DOLLARS — THREE PERCENTAGE POINTS HIGHER THAN IN 2008. THE TOP 10 LGBTQ GRANTMAKERS, BY TOTAL GRANTS, ACCOUNTED FOR 42% OF ALL LGBTQ GRANTS. FIVE GRANTMAKERS WERE IN BOTH LISTS.**

**TOP 10 LGBTQ GRANTMAKERS, BY TOTAL DOLLARS**

- The top 10 grantmakers, by total dollars, collectively awarded \$46,679,727, fifty percent of total dollars (comprising 901 grants – 26% of total grants). This represents 3% more of total dollars than in 2008 (3% fewer of total grants).
- Anonymous donors awarded \$15,265,500 totaling 16% of total dollars awarded.
- The average grant from the top 10 funders, by total dollars, was \$51,809 and the median grant was \$10,000.

<sup>8</sup> “Other” includes anonymous and unspecified gifts/donors.

- The remaining pool of 294 funders awarded 2,500 grants totaling \$46,823,050. The average grant from these funders was \$18,729 and the median grant was \$5,000.
- Among all 304 LGBTQ grantmakers, 169 funders (55%) gave fewer than \$50,000 in their total giving and 111 foundations (36%) gave less than \$25,000.
- The top four foundations, by total dollars, awarded \$31,193,097 (33% of total dollars) through 463 grants (14% of total grants)—4% more than the percentage of grant dollars awarded by the top four foundations in 2008.
- Six of the top 10 LGBTQ grantmakers, by total dollars, are independent foundations and four are public foundations.
- The Arcus Foundation was the largest LGBTQ funder, by total dollars, awarding \$15,965,317 through 129 grants. Its total giving represented 17% of total LGBTQ dollars awarded in 2009 (8% more than in 2008)—roughly \$5.84 million more than it provided in 2008.

**TOP 10 LGBTQ GRANTMAKERS, BY TOTAL DOLLARS, 2009**

	CITY, STATE	TOTAL DOLLARS
Arcus Foundation	New York, NY	\$15,965,317
Gill Foundation	Denver, CO	5,686,800
Pride Foundation	Seattle, WA	5,390,980
Evelyn and Walter Haas, Jr. Fund	San Francisco, CA	4,150,000
Ford Foundation	New York, NY	4,053,904
Tides Foundation	San Francisco, CA	3,534,263
Open Society Institute	New York, NY	2,175,000
Astraea Lesbian Foundation for Justice	New York, NY	2,052,463
H. van Ameringen Foundation	New York, NY	1,851,000
Proteus Fund	Amherst, MA	1,820,000

**TOP 10 LGBTQ GRANTMAKERS, BY TOTAL GRANTS**

- The top 10 LGBTQ grantmakers, by total grants, awarded 1,440 grants totaling \$36,009,278, representing 42% of total grants (39% of total dollars). In contrast, these top 10 foundations awarded 41% of total LGBTQ grants in 2008 (32% of total LGBTQ dollars).



- The average grant from these funders was \$25,006 and the median grant was \$4,000.
- Six of the top 10 LGBTQ grantmakers by total grants are LGBTQ-focused public foundations, two are independent foundations and two are corporate funders.

**TOP 10 LGBTQ GRANTMAKERS, BY TOTAL GRANTS, 2009**

	CITY, STATE	TOTAL GRANTS
Horizons Foundation	San Francisco, CA	256
Astraea Lesbian Foundation for Justice	New York, NY	230
Gill Foundation	Denver, CO	153
Arcus Foundation	New York, NY	129
Pride Foundation	Seattle, WA	123
Stonewall Community Foundation	New York, NY	120
Equity Foundation	Portland, OR	115
Tides Foundation	San Francisco, CA	110
Bank of America Foundation	Charlotte, NC	102
Wells Fargo Foundation	San Francisco, CA	102

**4 TEN NONPROFIT ORGANIZATIONS RECEIVED NEARLY ONE-THIRD OF ALL LGBTQ DOLLARS GRANTED.**

- The top 10 nonprofit organizations, by total dollars received, were collectively awarded \$30,416,585, thirty-two percent of total dollars – one percentage point higher than in 2008.
- Six of these 10 organizations were in the top 10 list in 2008.
- Eight of these organizations work at the national level, one at the international level and one at the state level.
- Seven of these organizations received more than \$2 million dollars, and three received over \$3 million in funding. In 2008, all of the top ten organizations received over \$2 million in funding and half received over \$3 million.
- This is the first time a nonprofit organization serving older LGBTQ persons was included in the top ten grantees by dollars received.

**TOP 10 LGBTQ GRANTEES, BY DOLLARS RECEIVED, 2009**

National Gay and Lesbian Task Force	\$7,718,083
Lambda Legal Defense and Education Fund	4,846,374
Astraea Lesbian Foundation for Justice	4,400,700
Gay & Lesbian Alliance Against Defamation	2,573,950
Gay, Lesbian and Straight Education Network	2,282,203
Proteus Fund	2,186,500
Services and Advocacy for GLBT Elders (SAGE)	2,067,625
Tides Foundation	1,649,500
American Foundation for Human Rights	1,500,000
Funders for LGBTQ Issues	1,191,650

**5 AS WITH PREVIOUS YEARS, NATIONAL ORGANIZATIONS RECEIVED THE MAJORITY OF LGBTQ DOLLARS WHILE LOCAL ORGANIZATIONS RECEIVED THE MAJORITY OF LGBTQ GRANTS.**

- National organizations received 46% of dollars awarded (3 percentage points higher than in 2008) while local organizations garnered 23% of the dollars awarded (2 percentage points less than 2008).
- Statewide organizations received 15% of dollars awarded (1 percentage point lower than 2008).
- International organizations received 14% of dollars awarded (2 percentage points lower than in 2008).
- Fifty-two percent of international funding went to U.S.-based organizations (5 percentage points higher than in 2008).
- Half of the grants (50%) awarded went to local organizations, 27% went to national organizations, 12% to statewide groups, 9% to organizations doing international work and 2% to organizations working across several states. These percentages are comparable to previous years.
- Based on the data collected, 49 of the 50 states (plus Washington, DC), received LGBTQ grants in 2009.

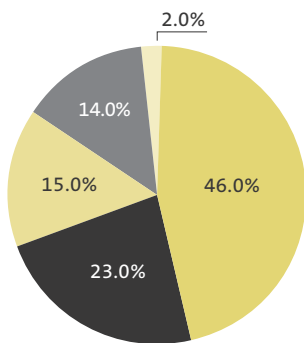
### LGBTQ GRANT SIZE, BY GEOGRAPHIC FOCUS, 2009

	AVERAGE	MEDIAN
Local Organizations	\$12,732	\$4,000
Statewide Organizations	32,026	10,000
Multi-State Organizations	30,188	10,000
National Organizations	47,934	10,000
International Organizations	41,982	8,000

### DISTRIBUTION BY REGION, LGBTQ GRANTS AND DOLLARS, 2009

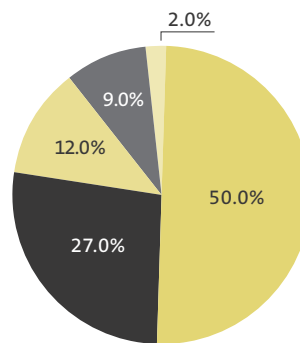
	TOTAL GRANTS	TOTAL DOLLARS
West	1,231	\$23,599,253
Northeast	1,046	34,466,058
South	531	20,515,387
Midwest	358	7,771,346
International	226	6,408,552
Not Categorized	9	742,181

DISTRIBUTION BY GEOGRAPHIC FOCUS, TOTAL LGBTQ DOLLARS, 2009



- National Organizations (\$43,380,233)
- Local Organizations (\$21,682,875)
- Statewide Organizations (\$13,482,796)
- International Organizations (\$13,266,322)
- Multi-State Organizations (\$1,690,551)

DISTRIBUTION BY GEOGRAPHIC FOCUS, TOTAL LGBTQ GRANTS, 2009

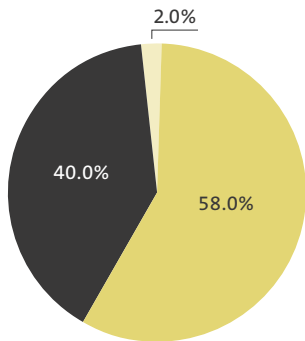


- Local Organizations (1,703)
- National Organizations (905)
- Statewide Organizations (421)
- International Organizations (316)
- Multi-State Organizations (56)

**6 PROGRAM SUPPORT RECEIVED THE MOST LGBTQ DOLLARS (58%) AND GENERAL OPERATING SUPPORT THE MOST GRANTS (48%).**

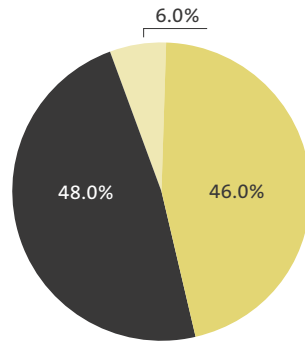
- Fifty-eight percent of *dollars* went to program support (4 percentage points lower than 2008) and 40% went to general operating support (5 percentage points higher than 2008 and 10 percentage points higher than in 2007).
- Forty-eight percent of *grants* went to general operating support (3 percentage points lower than 2008) and 46% were awarded to programs (2 percentage points higher than 2008).
- Other types of support awarded account for 6% of total grants and included: fellowships (\$1,387,877); endowments (\$269,014); seed money and start-up (\$110,000); emergencies (\$100,496); regranting (\$78,333); awards (\$71,700) and capital campaigns (\$11,000).

DISTRIBUTION BY TYPE OF SUPPORT, LGBTQ DOLLARS, 2009



■ Program/Project Support (\$53,685,428)  
 ■ General Operating Support (\$37,788,930)  
 ■ Other (\$2,028,419)

DISTRIBUTION BY TYPE OF SUPPORT, LGBTQ GRANTS, 2009



■ Program/Project Support (1,561)  
 ■ General Operating Support (1,649)  
 ■ Other (191)

## 7

## ORGANIZATIONS AND PROGRAMS THAT EXPLICITLY SERVE CHILDREN

**AND YOUTH AGAIN RECEIVED THE HIGHEST LEVEL OF SUPPORT FROM GRANTMAKERS  
(AMONG THE VARIOUS LGBTQ SUB-GROUPS ADDRESSED BY NONPROFITS).**

- As with the previous seven years, children and youth received the most funding of any LGBTQ population sub-group, garnering over 14% of dollars awarded.
- Sixty percent of all grant dollars awarded went to grants addressing the general LGBTQ population rather than specific sub-groups (e.g. lesbians, people of color).
- Amongst dollars awarded addressing specific sub-groups, between 2008 and 2009:
  - Funding to efforts explicitly addressing lesbians decreased from 6.3 to 3.8%.
  - Funding addressing transgender and gender nonconforming people increased from 2.4% to 3.4%.
  - Funding for gay men increased from 2.0% to 3.7%.
  - Funding for Aging/Elderly/Senior Citizens increased from 1.7% to 3.0%.

**DISTRIBUTION BY PRIMARY POPULATION FOCUS, LGBTQ GRANTMAKING, 2009**

	TOTAL DOLLARS	% TOTAL DOLLARS	TOTAL GRANTS
All LGBTQ	\$56,475,584	60.2%	2,104
Lesbians	3,637,644	3.8	250
Transgender/Gender Nonconforming	3,230,220	3.4	130
Gay Men	3,462,935	3.7	193
Other Sexual Minorities	35,500	0.0	4
Bisexuals	—	—	—
LGBTQ, General	46,109,285	49.3	1,527
Children & Youth	13,240,116	14.3	667
All People of Color	9,692,398	9.9	318
People of African Descent	2,591,645	2.7	76
Asian/Pacific Islanders	648,939	0.7	38
Hispanic/Latina/Latino	684,432	0.7	33

(continued on next page)

**CONTINUED: DISTRIBUTION BY PRIMARY POPULATION FOCUS, LGBTQ GRANTMAKING, 2009**

	TOTAL DOLLARS	% TOTAL DOLLARS	TOTAL GRANTS
Native American/Two Spirit	\$149,897	0.1%	10
People of Color, General	5,407,485	5.8	161
General Population	5,146,170	5.5	58
Other	2,649,255	2.8	82
Aging/Elderly/Senior Citizens	2,775,071	3.0	79
Immigrants/Newcomers/Refugees	1,436,492	1.5	20
Poor/Economically Disadvantaged	410,990	0.4	12
Military/Veterans	1,055,520	1.1	38
Incarcerated/Formerly Incarcerate	715,000	0.8	6
Men, General	–	–	–
People with Disabilities	33,281	0.0	7
Women, General	2,500	0.0	1
Sex Workers	80,400	0.1	9

**8****TEN PERCENT OF GRANT DOLLARS AWARDED WENT TO LGBTQ PEOPLE OF COLOR ORGANIZATIONS AND PROJECTS, 2 PERCENTAGE POINTS LOWER THAN IN 2008.**

- Total giving to LGBTQ people of color efforts decreased 23%, from \$12.6 million in 2008 to \$9.7 million in 2009.
- Twenty-two percent of grantmakers supported LGBTQ people of color organizations and projects, a decrease of 2 percentage points from 2008. The number of foundations that support LGBTQ people of color decreased from 71 to 67.
- Of the \$93.5 million awarded to LGBTQ organizations and projects by foundations, \$2.8 million (3%) went to *autonomous* LGBTQ people of color organizations (across 135 grants) – a 26% decrease in dollars from 2008.
- Of the 66 grantmakers that provided more than \$100,000 (through five or more grants) to LGBTQ communities, 20 funders awarded 15% or more of their annual LGBTQ giving to organizations explicitly serving people of color or addressing issues of LGBTQ racial equity.

## TOP POC LGBTQ GRANTMAKERS AT 15% OR MORE OF ANNUAL GIVING, 2009

(through 5 or more grants)

	% TOTAL DOLLARS	TOTAL POC LGBTQ DOLLARS	TOTAL POC LGBTQ GRANTS
New Mexico Community Foundation	80%	\$92,500	8
Ms Foundation for Women	55	70,000	6
The Paul Rapoport Foundation	51	199,000	16
Elton John AIDS Foundation	41	234,999	8
Unitarian Universalist Veatch Program at Shelter Rock	39	105,000	5
H. van Ameringen Foundation	34	625,000	49
Astraea Lesbian Foundation for Justice	31	632,291	230
Eychaner Foundation	29	30,915	11
San Francisco Foundation	27	135,000	27
Horizons Foundation	26	303,186	256
New York Community Trust	26	135,000	13
Liberty Hill Foundation	23	158,500	27
Arcus Foundation	21	3,488,289	129
Susan G., Komen Foundation	20	262,795	15
The California Endowment	19	50,000	7
Community Foundation of Southeastern Michigan	19	52,578	41
Evelyn and Walter Haas Jr., Fund	17	855,000	58
Chicago Community Trust	17	60,000	18
Delaware Valley Legacy Fund	17	27,675	35
Dade Community Foundation	15	35,000	35

### 9

#### AMONG THE VARIOUS STRATEGIES UTILIZED BY LGBTQ ORGANIZATIONS AND PROJECTS, ADVOCACY RECEIVED THE MOST SUPPORT FROM GRANTMAKERS.

- For the fifth consecutive year, grant *dollars* supporting advocacy efforts surpassed other strategies at 35%—the same percentage as in 2008.
- Ten percent of dollars and 18% of grants were awarded to direct service organizations and projects.

- Twenty-three percent of *grants* awarded supported advocacy efforts, an increase of 2%.
- Multi-strategy LGBTQ work, which included combinations of advocacy, community organizing, direct service, litigation and education, received nearly 8% of dollars, five percentage points higher than in 2008.

**DISTRIBUTION BY STRATEGY USED, LGBTQ GRANTMAKING, 2009<sup>9</sup>**

	TOTAL DOLLARS	% TOTAL DOLLARS	TOTAL GRANTS
Advocacy	\$32,964,240	35.2%	788
Direct Service	9,261,707	9.9	616
Litigation	7,277,139	7.8	209
Multi-Strategy	7,136,400	7.6	205
Public Education	6,164,911	6.6	85
Organizational Capacity Building	5,724,146	6.1	155
Research	4,762,787	5.1	82
Leadership Development	3,896,240	4.1	158
Community Organizing	2,994,178	3.2	136
Culture	2,724,802	3.0	347
Training/Technical Assistance	2,298,175	2.4	77
Philanthropy	1,900,476	2.3	113
Electronic Media/Online Services	1,337,682	1.4	28
Conferences/Seminars	1,328,923	1.4	133
Matching Grant	1,163,045	1.2	17
Film/Video/Radio Production	1,143,026	1.2	82
Fundraising Event	786,700	0.8	129
Publications	373,300	0.4	26
Other	212,900	0.2	9
Curriculum Development	52,000	0.1	6
<b>Total</b>	<b>\$93,502,777</b>	<b>100.0%</b>	<b>3401</b>

<sup>9</sup> “Strategies” refers to the methods used by organizations to accomplish their goals (e.g. advocacy, public education, community organizing).



## 10

## GRANTMAKING SUPPORT FOR CIVIL RIGHTS/HUMAN RIGHTS EFFORTS FAR SURPASSED PHILANTHROPIC SUPPORT FOR THE OTHER ISSUES BEING ADDRESSED BY LGBTQ ORGANIZATIONS AND PROJECTS.

- Organizations working on LGBTQ civil rights received 25% of the *dollars* awarded—three percentage points higher than in 2008. Support for marriage/civil unions received an additional 10.7% of total dollars.

- The highest percentage of *grants* awarded (17%) also went to civil rights issues. “Civil rights” efforts include LGBTQ ballot initiatives, immigration and asylum, employment discrimination, and family issues such as adoption and parental rights, among others.

### DISTRIBUTION BY ISSUE ADDRESSED, LGBTQ GRANTMAKING, 2009<sup>10</sup>

	TOTAL DOLLARS	% TOTAL DOLLARS	TOTAL GRANTS
Civil Rights	\$23,866,902	25.5%	581
Human Rights	10,432,757	11.2	219
Marriage/Civil Unions	9,958,555	10.7	109
Multi-Issue	7,566,230	8.1	457
Health	6,029,290	6.4	291
Education/Safe Schools	5,747,051	6.1	249
HIV/AIDS	5,204,661	5.6	212
Religion	4,340,550	4.6	80
Homophobia	3,194,595	3.4	79
Community Building/Empowerment	2,920,664	3.1	414
Gender Identity	2,519,091	2.7	94
Visibility	2,365,756	2.5	172
Strengthening Families	1,945,752	2.1	70
Philanthropy	1,910,276	2.0	127
Housing	1,818,506	2.0	70
Anti-Violence	1,626,260	1.7	98
Military	1,062,520	1.1	39
Labor/Employment	543,640	0.6	26
Other	442,221	0.5	6
Unspecified	7,500	0.1	8

<sup>10</sup> “Issues” refers to the subject areas that organizations are addressing (e.g. civil rights, education, health).

## APPENDIX A: METHODOLOGY

When Funders for LGBTQ Issues began this research project, we knew that it would be impossible to survey the entire universe of grantmakers that support lesbian, gay, bisexual, transgender and queer organizations and projects across the country. Two barriers prevent us from this undertaking. First, there is no uniformity in the grants classification systems used by grantmakers. For example, some foundations classify LGBTQ as a population and others as an issue. Further, many do not use LGBTQ as a category in their classification systems and have no way of identifying these grants in their databases. Secondly, with more than 90,000 foundations comprising American philanthropy, it was not feasible for us to conduct a comprehensive search of all grants made by all grantmakers.

Based on these factors, we were left with two options. One option was to select a random sample of foundations to survey. The advantage of this methodology is that it would provide a statistically representative sample and the ability to generalize about the overall state of LGBTQ funding in the country. The disadvantage is that, given how few grantmakers fund LGBTQ issues in addition to the grants classification limitations described above, the data would be limited to generalizations and miss the richness of detail about the names of funders, their preferences, etc. The second option was to create a purposive sample that would target grantmakers known to us as funding, or being open to funding, LGBTQ organizations and projects. We chose the purposive sampling method, believing that both the quality and quantity of the information would provide greater insight and information about the state of LGBTQ philanthropy.

**POPULATION SURVEYED.** Requests for information were sent to 642 grantmakers identified through Funders for LGBTQ Issues' online directory of LGBTQ grantmakers, the Foundation Center's database and from funders' lists of LGBTQ organizations. All foundation types were surveyed, including independent, public, community and corporate foundations, and nonprofit organizations with grantmaking programs.

Information was obtained on 390 grantmakers through self-reporting by foundations, a review of

990s, and annual reports posted online and in the Foundation Center's online database.

This report represents information from the 304 grantmakers we identified as providing support for LGBTQ projects and organizations in 2009.

**CRITERIA FOR INCLUSION.** Our overarching research goal was to ensure that the data we collected focused specifically on LGBTQ issues and organizations. Therefore, the data does not include grants to organizations or projects that are generally inclusive of LGBTQ people unless they explicitly address an LGBTQ issue or population. For example, a women's organization that's given a grant to develop a sex education curriculum for girls, welcome to all girls, including LBT girls, would not be included in the data. If that same organization was funded to provide sex education specifically to lesbians, it would be included. A statewide human rights advocacy organization that's given a grant specifically to fight an anti-gay marriage amendment would be included. However, if that same group was given a general support grant, it would not be included.

**HIV/AIDS.** Because of the lack of consistency in grants classification systems, it is difficult to identify HIV/AIDS grants that explicitly support LGBTQ communities and MSM populations. In addition, while many funders track HIV/AIDS grants, they often do not track LGBTQ issues within those grants. In addition, many HIV/AIDS grants support the broad range of people affected by the pandemic and not particular sub-groups.

**REGRANTING.** To avoid double counting dollars, this report allocates regranting monies to the organizations responsible for regranting (and not the original source of funding). This method provides better information about the purposes of the funding, which captures both the intent of the primary funder and the regranting institution. The downside to this approach is that it does not accurately present the full funding by those institutions providing the original regranting money. To address this issue, we have provided information about the dollar amount of those grants.

**CLASSIFICATION SYSTEM.** In addition to recording basic information about the grantmaker (name, city, state and type of foundation), the grantee (name, city, state, country), and amount and duration of the grant, the database also describes the following five areas:

- Geographic Focus (local, state, multi-state, national, international) of the grantee
- Population Focus (e.g. children and youth, people of color)
- Type of Support (e.g. general, program, research, scholarships, capital campaigns)
- Strategies Used (e.g. advocacy, public education, culture, community organizing, litigation, leadership development)
- Issue Addressed (e.g. civil rights, community building, health, religion, homophobia)

While these categories are mostly self-evident, some need further explanation.

The **Population Focus** category indicates the targeted audience for the grant. Because our criteria dictates that all of the grants target or serve the needs of LGBTQ people, our goal for this category was to identify the specific constituency or group (youth, seniors, people of color, general population, etc.). For example, a grant serving LGBTQ seniors of color would be coded to indicate that the primary population served was Seniors and People of Color; a grant addressing LGBTQ people in the military would be coded to indicate that the primary population served was People in the Military; a grant working for the human rights of LGBTQ people would indicate the population being addressed or served as LGBTQ; and a public education campaign to create greater acceptance of LGBTQ people would designate the General Population as the primary audience being addressed.

For **Strategy Used** and **Issue Addressed**, several factors impact our ability to assign categories. First, the differences in grants classification systems, as well as the philosophical and political approaches of foundations, means that there is no uniformity in the labeling used by reporting foundations. This requires

that we make a subjective assignment in order to best fit the grants into our classification system. Second, in many cases, the grants lists we received did not provide any information other than the name of the grantee and the type of support. In these cases, attempts were made to research the work of the grantee to make an assignment. When an assignment was not possible, the grant was coded as “unspecified.” Finally, many grantees use multiple strategies, such as litigation, advocacy and public education, to achieve their goals.

**TIME FRAME.** This report is based on grants authorized during calendar year 2009, which means that if a foundation’s board of directors met in December 2008 and authorized a grant for work to be undertaken in 2009, we did not include that grant, as it would have been included in the 2008 report.

Although we are working with the calendar year, there is a sub-set of grantmakers that operates within a different fiscal year and that were only able to provide grants data based on their fiscal years. We decided to allow for this inconsistency with the understanding that we would remain consistent with the future reporting of those grantmakers over time. This consistency is important to prevent future double counting of grants or to prevent losing some grants data by changing time frames.

Multi-year grants are listed only in the year in which they were authorized, with the full amount of the grant listed in that year, together with the duration of the grant. The advantage of tracking all funds authorized in a year is that it best reflects a foundation’s priorities in any given time period. The disadvantage is that it could present an inflated or under-inflated commitment to an interest over time.

## APPENDIX B:

### 2009 LIST OF LGBTQ GRANTMAKERS IN THE U.S.

	TOTAL GRANTS	TOTAL DOLLARS
Abelard Foundation-East	1	\$10,000
Adam Foundation	3	5,950
Aetna Foundation	6	127,000
AHS Foundation	3	40,000
Akron Community Foundation	7	23,700
Alliance Healthcare Foundation	2	62,494
Alphawood Foundation	5	335,000
American Express Company & Foundation	2	8,700
American Jewish World Service	13	234,000
American Psychological Foundation/Evelyn Hooker Program	4	54,000
Andersen Foundation, Hugh J.	3	11,000
Andrus Family Fund	1	5,000
Anonymous (2)	51	15,265,500
Appalachian Community Fund	3	10,500
Aqua Foundation for Women	7	25,427
Arcus Foundation	129	16,714,317
ARIA Fpundation	8	90,000
Astraea Lesbian Foundation for Justice	230	2,052,463
Austin Foundation, Sidley	6	46,000
Babson Charitable Foundation, Susan A. & Donald P.	4	30,000
Babson Foundation, Paul and Edith	1	10,000
Bader Foundation, Helen	1	15,000
Bank of America Foundation	102	223,249
Bastian Foundation, 'B. W.	40	860,500
Ben & Jerry's Foundation	2	3,000
Berkshire Taconic Community Foundation	1	50
Bigelow Foundation, F.R.	1	20,000
Blachford-Cooper Foundation	7	28,000
Black & Fuller Fund, Harry S. & Allon	1	10,000
Blue Foundation for a Healthy Florida	1	45,000
Bohemian Foundation	3	145,000
Bohnett Foundation, David	94	1,568,737
Boston Foundation	49	287,315
Boston Women's Fund	3	42,200
Bread and Roses Community Fund	8	25,000
Brother Help Thyself	22	99,394
Brown Foundation	1	20,000
Brown Foundation, Arch & Bruce	6	2,000
Cafritz Foundation, Morris and Gwendolyn	2	1,745
Calamus Foundation	13	1,475,000
California Community Foundation	12	229,400
California Endowment, The	7	261,361
California Wellness Foundation	4	470,000
Cameron and Jane Baird Foundation	1	30,000
Cape Cod Foundation, The	7	15,000
Capital Group Companies Charitable Foundation	43	56,850
Center for Lesbian and Gay Studies	5	10,000

(continued on next page)

	TOTAL GRANTS	TOTAL DOLLARS
Central New York Community Foundation	2	\$26,500
Chaiken Foundation, Donald and Carole	3	85,000
Chicago Community Trust	18	357,150
Chicago Foundation for Women	6	22,500
Children of Lesbians and Gays Everywhere (COLAGE)	5	5,000
Chinook Fund	1	8,700
Chizen Family Foundation	1	1,000
Citi Foundation	3	70,000
Cleveland Foundation	1	3,778
Coastal Community Foundation of SC	6	17,500
Colin Higgins Foundation	3	30,000
Columbia Foundation	1	75,000
Columbus Foundation	15	40,410
Common Stream	2	30,000
Community Foundation for Greater Atlanta	11	78,625
Community Foundation for Greater Buffalo	1	465,861
Community Foundation for Monterey County	2	13,750
Community Foundation for National Capital Region	12	170,167
Community Foundation for Sonoma County	1	8,500
Community Foundation for Southern Arizona	7	28,600
Community Foundation for the Fox Valley Region	1	10,000
Community Foundation of Broward	9	97,890
Community Foundation of Greater Greensboro	1	14,604
Community Foundation of Greater Memphis	6	20,248
Community Foundation of Middle Tennessee	3	8,550
Community Foundation of Santa Cruz County	10	34,300
Community Foundation of Southeastern Michigan	41	276,592
Community Foundation of Western Massachusetts	1	5,000
Community Foundation Serving Boulder County	12	30,000
Community Foundation Serving Richmond and Central Virginia	4	110,317
Consumer Health Foundation	1	40,000
Crawford Idema Family Foundation	1	25,000
Cream City Foundation	27	149,638
Credo ( formerly Working Assets)	1	58,545
Crossroads Fund	8	51,000
Currents of Change	1	20,000
Dade Community Foundation	35	233,200
Dallas Women's Foundation	1	7,500
DeBenedictis, Robert N. Foundation	1	75,000
DeCamp Foundation, Ira	2	140,000
Dechman Foundation, David A.	6	123,500
Delaware Community Foundation	1	2,500
Delaware Valley Legacy Fund	35	165,669
Denver Foundation	12	82,000
Diogenes Charitable Foundation	1	1,500
Dobkin Family Foundation	2	17,500
Dolfinger-McMahon Foundation	1	1,500
Dominion Foundation	2	2,650
Donnelley Foundation, Gaylord and Dorothy	1	20,000
Dorot Foundation	2	50,000
Durfee Foundation	1	35,000
East Bay Community Foundation	3	14,750
Elizabeth Moore Charitable Trust	4	85,000

(continued on next page)

	TOTAL GRANTS	TOTAL DOLLARS
Elton John AIDS Foundation .....	8	\$574,999
Equity Foundation .....	115	73,483
Esmond Harmsworth 1997 Charitable Foundation .....	7	193,000
Eychaner Foundation .....	11	108,139
Fels Fund, Samuel S .....	3	35,000
Ford Foundation .....	19	4,553,904
Foundation for the Carolinas .....	22	64,800
Frameline .....	5	25,000
Freeman Foundation .....	7	103,500
Fry Foundation .....	2	59,000
Fund for Global Human Rights .....	19	266,495
Fund for Nonviolence .....	1	40,000
Fund for Santa Barbara .....	5	61,560
Funding Exchange .....	37	336,000
Gamma Mu Foundation .....	12	98,550
Gannett Foundation .....	1	8,000
Gates Foundation, Bill and Melinda .....	1	1,000,000
Geffen Foundation, David .....	19	1,681,000
General Mills Foundation .....	4	42,500
General Motors Foundation .....	1	100,000
Gerbode Foundation, Wallace Alexander .....	2	30,000
German Marshall Fund, Trust for Civil Society in Central and Eastern Europe .....	1	94,230
GGG Foundation .....	1	20,000
Gill Foundation .....	153	6,416,800
Gilmore Foundation, Irving .....	1	20,000
Global Fund for Women .....	47	563,128
Goldman Fund, Richard and Rhoda .....	3	75,000
Goldsmith Foundation, Horace W. ....	2	120,000
Greater Houston Community Foundation .....	1	40,000
Greater Kansas City Community Foundation .....	1	50,000
Greater Milwaukee Foundation .....	17	141,310
Greater Seattle Business Association .....	1	135,100
Greater Worcester Community Foundation .....	8	114,500
Grotto Foundation .....	1	20,000
Guilford Green Foundation .....	20	50,380
Gund Foundation, Agnes .....	1	2,500
Haas Fund, Walter and Elise .....	3	30,000
Haas Jr., Fund, Evelyn and Walter .....	58	4,977,500
Halcyon Hill Foundation .....	6	117,000
Hamilton Family Foundation .....	1	6,000
Hartford Foundation for Public Giving .....	2	50,500
Hawai'i People's Fund .....	2	17,500
Haymarket People's Fund .....	1	6,400
Headwaters Fund for Justice .....	6	21,000
Health Foundation of Greater Indianapolis .....	1	2,000
Healthcare Foundation of New Jersey .....	1	50,000
Heinz Endowment .....	2	26,000
Helfgott-Renfroe Foundation .....	1	1,000
Hermes Foundation .....	4	7,400
Hewlett Foundation, William and Flora .....	1	105,000
Hill Snowdon Foundation .....	2	40,000
Hollyfield Foundation .....	13	48,500
Horizons Foundation .....	256	1,154,763

(continued on next page)

	TOTAL GRANTS	TOTAL DOLLARS
Houston Endowment	1	\$125,000
HRK Foundation	1	1,000
Hyams Foundation	1	25,000
IBM	1	30,099
Irvine Foundation, James	8	205,125
Jacobs Foundation, Carl	2	4,000
Jewish Communal Fund	2	97,340
Johnson Family Foundation	39	1,297,358
Kalamazoo Community Foundation	6	23,500
Kauffman Foundation, Muriel McBrien	1	10,000
Kellett Foundation, John Steven	3	3,575
Kemper Foundation, William T.	1	1,500
Kerr Foundation, William A.	6	89,000
Knight Foundation, John and James	1	20,000
La Crosse Community Foundation	1	825
LaRocque Foundation, Banky	1	500
Larsen Foundation, John	9	92,000
League	7	12,500
Leeway Foundation	3	45,000
Legacy Heritage Fund Limited	1	9,200
Lesbian Health Fund	7	64,498
Levi Strauss & Co/Foundation	2	20,000
Levitt Foundation	2	3,500
Liberty Hill Foundation	27	686,250
Lily Auchincloss Foundation	2	20,000
Lubrizol Foundation	1	5,000
M.A.C. Global Foundation	9	372,830
MacArthur Foundation, John D. and Catherine T.	1	15,000
Macy's Foundation	15	147,250
Maine Community Foundation	8	39,188
Marcus Foundation, Grace & Alan	3	2,500
Marin Community Foundation	2	29,550
Martag Foundation	1	10,000
McCrinkle Foundation, Joseph F.	1	2,000
McKenzie River Gathering	5	37,031
Medtronic Foundation	1	15,000
Mertz Gilmore Foundation	2	8,000
MetLife Corporate Giving Program	1	35,000
Minneapolis Foundation	13	101,473
Missouri Foundation for Health	1	112,903
Monell Foundation, Ambrose	3	60,000
Moonwalk Fund, Silva Watson	10	288,750
Morrow Foundation, Allan	1	125,000
Mossier Foundation, Kevin J.	9	347,117
Ms Foundation for Women	6	127,200
Mukti Fund	9	107,500
New Israel Fund	6	83,000
New Mexico Community Foundation	8	115,500
New Prospect Foundation	1	10,000
New York Community Trust	13	515,500
New York Foundation	4	182,500
New York Women's Foundation	4	200,000
North Fork Women for Women Fund	1	15,916

(continued on next page)

	TOTAL GRANTS	TOTAL DOLLARS
North Star Fund .....	6	\$26,273
Northwestern Mutual Life Foundation .....	1	1,500
Open Meadows Foundation .....	4	4,900
Open Society Institute .....	16	2,690,000
Orange County Community Foundation .....	3	5,700
Oregon Community Foundation .....	5	46,500
Otto Bremer Foundation .....	3	75,000
Overbrook Foundation .....	15	357,600
Packard Foundation, David and Lucile .....	1	155,000
Palette Fund .....	5	73,200
Parsons Foundation, Ralph M. ....	1	50,000
Peace Development Fund .....	1	1,000
Pelham Foundation, Jean T and Heyward G .....	1	20,000
Peoples Gas and North Shore Gas Corporate Contributions .....	2	10,000
PepsiCo Foundation .....	1	218,372
PFLAG National Scholarship Program .....	1	30,000
Pfund .....	15	67,055
Philadelphia Foundation .....	24	173,921
Phillips Family Foundation, Jay & Rose .....	9	152,000
Point Foundation .....	1	604,681
Polk Bros Foundation .....	5	190,000
Polo Ralph Lauren Foundation .....	1	2,500
Pride Foundation .....	123	5,390,980
Proteus Fund .....	14	1,820,000
Rainbow Foundation .....	2	80,000
Rapoport Foundation, The Paul .....	16	389,300
Rauch Family Foundation .....	1	1,500
Ravenswood Health Care Foundation .....	1	25,000
Reaugh Trust Fund, Ernest O. ....	5	10,000
Relations Foundation .....	1	5,000
Resist .....	12	25,000
Rhode Island Foundation .....	14	61,877
Robert Wood Johnson Foundation .....	1	75,000
Robins, Kaplan, Miller & Ciresi, L.L.P. Private Foundation .....	6	27,000
Roblee Foundation, Joseph H. and Florence A. ....	4	46,000
Rochester Area Community Foundation .....	1	21,000
Rockefeller Brothers Fund .....	1	60,000
Rockefeller Foundation .....	1	75,000
Rockefeller Philanthropic Advisors .....	1	500,000
Rockwell Collins Charitable Corporation .....	2	30,000
Rose Community Foundation .....	5	58,700
Rose, Adam R.Foundation .....	1	4,000
Rosenberg Foundation .....	1	1,000
Rosenstein Foundation, Anita May .....	1	39,500
Saint Paul Foundation .....	6	47,808
Samara Foundation of Vermont .....	17	19,800
San Diego Foundation .....	1	25,000
San Diego Foundation for Change .....	1	10,036
San Francisco Foundation .....	27	502,500
San Luis Obispo County Community Foundation .....	3	4,000
Sandy River Charitable Foundation .....	1	20,000
Santa Barbara Foundation .....	1	10,000
Santa Fe Community Foundation .....	4	17,000

(continued on next page)



	TOTAL GRANTS	TOTAL DOLLARS
Sawchuk Family Foundation .....	1	\$20,000
Seattle Foundation .....	5	113,000
Shubert Foundation .....	1	15,000
Silicon Valley Community Foundation .....	1	30,000
Small Change Foundation .....	18	208,500
Snowden Foundation, Ted .....	18	420,000
Snyder Fund, Valentine Perry .....	1	25,000
Southern Partners Fund .....	4	30,000
Starfish Group .....	1	55,000
Stonewall Community Foundation .....	120	530,586
Susan G., Komen Foundation .....	15	1,287,260
Terrell Charitable Trust, Randolph Querbes .....	3	3,500
The Generations Fund .....	2	1,500
Third Wave Foundation .....	3	65,000
Tides Foundation .....	110	4,584,263
Travelers Foundation .....	3	7,500
Triangle Community Foundation .....	1	12,000
Tulsa Community Foundation .....	6	70,154
Tuttle Fund, Isaac .....	1	35,000
Unger Foundation, Aber D. ....	1	20,000
Unitarian Universalist Funding Program .....	5	17,500
Unitarian Universalist Veatch Program at Shelter Rock .....	5	270,000
Urgent Action Fund for Women's Human Rights .....	4	12,610
van Ameringen Foundation, H. ....	49	1,851,000
van Loben Sels/RembeRock Foundation .....	5	45,000
Verizon Foundation .....	24	147,900
Vermont Community Foundation .....	9	80,875
Vital Projects Fund .....	1	75,000
Wallace Foundation .....	1	115,000
Warhol Foundation for Visual Arts, Andy .....	2	110,000
Washington Area Women's Foundation .....	2	20,000
Wean Foundation, Raymond John .....	2	3,500
Weeden Foundation .....	2	14,000
Weinberg Foundation, Harry and Jeanette .....	1	117,000
Weingart Foundation .....	1	25,000
Wells Fargo Foundation .....	102	1,635,884
Williams, Reid Foundation .....	3	50,500
Womens Foundation of California .....	4	25,000
Women's Foundation of Minnesota .....	4	26,500
Women's Fund of Miami-Dade County .....	2	10,000
Women's Funding Alliance .....	1	10,000
Women's Way .....	1	10,000
Xcel Energy Foundation .....	2	10,000
Y & H Soda Foundation .....	2	25,000
Z. Smith Reynolds Foundation .....	1	35,000



FUNDERS FOR  
**LGBTQ**  
**ISSUES**

116 East 16th Street  
6th Floor  
New York, NY 10003  
Tel 212-475-2930  
Fax 212-475-2532

[www.lgbtfunders.org](http://www.lgbtfunders.org)  
[www.lgbtracialequity.org](http://www.lgbtracialequity.org)