

**LESBIAN, GAY, BISEXUAL,  
TRANSGENDER AND  
QUEER GRANTMAKING**  
by **U.S. FOUNDATIONS**

CALENDAR YEAR

'08

## CONTENTS

- 1 Introduction
- 2 Key Findings
- 3 Detailed Findings
- 17 Appendix A:  
Methodology
- 19 Appendix B:  
2008 List of LGBTQ  
Grantmakers in the U.S.

## MISSION

To mobilize philanthropic resources that create equity, enhance the well-being of lesbian, gay, bisexual, transgender and queer communities, and advance racial, economic and gender justice.

## ACKNOWLEDGEMENTS

Research: Nancy Cunningham  
Design: RD Design

Funders for LGBTQ Issues would like to thank the funders who made this research and publication possible.

We also extend our thanks to the grantmakers that responded to our requests for data, entrusting us with their information and allowing a closer look into the realities of our sector.

## FUNDERS FOR LGBTQ ISSUES STAFF

Nancy Ordovery, Program Director  
Tia Richards, Operations Manager  
Karen Zelermyer, President & CEO

116 East 16th Street, 6th Floor  
New York, NY 10003  
Tel 212-475-2930  
Fax 212-475-2532  
[www.lgbtfunders.org](http://www.lgbtfunders.org)  
[www.lgbtracialequity.org](http://www.lgbtracialequity.org)

## INTRODUCTION

This report marks the seventh year that Funders for LGBTQ Issues has mapped the amount and character of grantmaking by U.S. foundations to organizations that explicitly serve lesbian, gay, bisexual, transgender and queer (LGBTQ) communities.

As *Lesbian, Gay, Bisexual, Transgender and Queer Grantmaking by U.S. Foundations (Calendar Year 2008)* demonstrates, support for LGBTQ communities continues to rise. Total giving to LGBTQ communities increased from \$77 million in 2007 to \$107 million in 2008. Responsible for these dollars were 343 U.S. grantmakers that provided more than 3,500 grants to hundreds of LGBTQ organizations and projects around the country.

This report also shows that most foundation support for LGBTQ communities tends to come from a small group of foundations; nearly half (47 percent) of the LGBTQ dollars awarded in 2008 came from 10 foundations. Our work to increase the number of foundations that support our communities remains imperative.

And 2008—the same year we launched our Racial Equity Campaign to increase support for organizations that explicitly support LGBTQ communities of color—also showed a huge amount of dollars to LGBTQ people of color efforts. Total giving to groups that address LGBTQ people of color nearly doubled from \$7.8 million in 2007 to \$12.6 million in 2008—the largest amount in dollars to these communities we've seen since Funders for LGBTQ Issues began this research in 2002.

It's in this context that we hope this report serves to inform your work and to inspire continued and increased grantmaking to LGBTQ communities.

Sincerely,



Karen Zelermeyer  
President and CEO

## KEY FINDINGS:

### LGBTQ GRANTMAKING BY U.S. FOUNDATIONS (2008)

**1** **IN 2008**, 343 U.S.-based grantmakers awarded 3,591 grants supporting LGBTQ organizations and projects totaling \$107.2 million dollars—a 39 percent increase in dollars from 2007. **FOR THE FIRST TIME IN OUR RESEARCH**, LGBTQ grantmaking represented more than 0.2 percent of all U.S. foundation dollars awarded in a single year.<sup>1</sup> **2** Similar to previous years, **INDEPENDENT FOUNDATIONS PROVIDED THE MOST LGBTQ DOLLARS** while public foundations provided the most LGBTQ grants. **3** The combined funding from the top 10 LGBTQ grantmakers, by total dollars, represented 47 percent of total LGBTQ dollars in 2008—**THE SAME PERCENTAGE AS IN 2007**. The top 10 LGBTQ grantmakers, by total grants, accounted for 41 percent of all LGBTQ grants. **4** **ELEVEN PERCENT OF LGBTQ GRANTS** in 2008 came from 23 of the top 50 U.S. foundations, by asset size.<sup>2</sup> **5** Ten nonprofit organizations received **NEARLY ONE-THIRD OF ALL LGBTQ DOLLARS** granted in 2008. **6** As with previous years, in 2008 **NATIONAL ORGANIZATIONS RECEIVED** the majority of LGBTQ dollars while local organizations received the majority of LGBTQ grants. **7** **PROGRAM SUPPORT** received the most LGBTQ dollars (62 percent) and grants (51 percent) in 2008—more than general operating support and other forms of support. **8** Organizations that explicitly serve **CHILDREN AND YOUTH AGAIN RECEIVED THE HIGHEST LEVEL OF SUPPORT** from grantmakers in 2008 (among the various LGBTQ sub-groups addressed by nonprofits). Further, total giving to organizations that address **LGBTQ COMMUNITIES OF COLOR NEARLY DOUBLED FROM \$7.8 MILLION IN 2007 TO \$12.6 MILLION** in 2008. **9** Among the various strategies utilized by LGBTQ organizations and projects, **ADVOCACY RECEIVED THE MOST SUPPORT** from grantmakers in 2008.<sup>3</sup> **10** Grantmaking support for **CIVIL RIGHTS/HUMAN RIGHTS EFFORTS FAR SURPASSED PHILANTHROPIC SUPPORT** for the other issues being addressed by LGBTQ organizations and projects.<sup>4</sup>

<sup>1</sup> “LGBTQ grantmakers” includes grantmakers that are focused exclusively on LGBTQ issues and grantmakers that incorporate LGBTQ giving into their broader portfolios. Also, a handful of these LGBTQ grantmakers—notably public foundations and nonprofit organizations—have regrantmaking functions that play a significant role in distributing funds to groups in the field. See Appendix B for a listing of LGBTQ grantmakers.

<sup>2</sup> At the time of this report, four of the 50 largest U.S. foundations had neither published a 2008 annual report nor submitted their 990 tax forms; thus, we were unable to review their grants lists.

<sup>3</sup> “Strategies” refers to the methods used by organizations to accomplish their goals (e.g. advocacy, public education, community organizing).

<sup>4</sup> “Issues” refers to the subject areas that organizations are addressing (e.g. civil rights, education, health).

## DETAILED FINDINGS:

### LGBTQ GRANTMAKING BY U.S. FOUNDATIONS (2008)

**1** IN 2008, 343 U.S. - BASED GRANTMAKERS AWARDED 3,591 GRANTS SUPPORTING LGBTQ ORGANIZATIONS AND PROJECTS TOTALING \$107.2 MILLION DOLLARS— A 39 PERCENT INCREASE IN TOTAL DOLLARS FROM 2007. FOR THE FIRST TIME IN OUR RESEARCH, LGBTQ GRANTMAKING REPRESENTED MORE THAN 0.2 PERCENT OF ALL U.S. FOUNDATION DOLLARS AWARDED IN A SINGLE YEAR <sup>5</sup>



- This study identified 343 grantmakers in 2008 that awarded grants to LGBTQ organizations and projects, including 176 independent foundations, 62 community foundations, 61 public foundations, 37 corporate foundations/giving programs and seven nonprofit organizations and “other” funders.<sup>6</sup>
- In 2008, 343 grantmakers awarded 3,591 grants, totaling \$107,239,591, to LGBTQ issues—49 more grantmakers than in 2007. Total grants awarded increased by 385 (12 percent) and total giving increased by \$29,957,356 (39 percent).
- The average LGBTQ grant in 2008 was \$29,863; the median grant was \$5,000.
- In 2008, 254 grants were awarded that were equal to or exceeding \$100,000. Of these 254 grants, 27 grants were \$500,000 or more and 14 grants were \$1 million or more. In 2008, 34 percent more grants equal to or exceeding \$100,000 were awarded than in 2007.

<sup>5</sup> The grantmaking activity of 430 funders was reviewed for this report; 87 foundations made no LGBTQ-specific grants in 2008. In addition, we studied 18 funders that had not yet published their annual report or filed their most recent 990 tax forms. Thus, we were unable to find their grants list for 2008.

<sup>6</sup> “Other” includes anonymous and unspecified gifts/donors.

- In 2008, an additional \$11,774,385 was awarded by private foundations to public foundations for regranting purposes. To avoid "double counting," this figure is not included in the total figures above.

- Ninety-six of the 343 funders reporting LGBTQ grants in 2008 did not appear in the 2007 listing; of these grantmakers, 67 have never been identified through our research as having awarded LGBTQ-specific grants in the past. In contrast, 47 LGBTQ funders in 2007 were not included in the 2008 report.<sup>7</sup>

- According to the Foundation Center, U.S. foundations awarded more than \$45.6 billion in grants in 2008. The \$107.2 million awarded to LGBTQ issues represents 0.24 percent of all grant dollars awarded in 2008—the first time LGBTQ giving has exceeded 0.2 percent.

## 2 SIMILAR TO 2007, INDEPENDENT FOUNDATIONS PROVIDED THE MOST LGBTQ DOLLARS WHILE PUBLIC FOUNDATIONS PROVIDED THE MOST LGBTQ GRANTS.

- In 2008, independent foundations provided 48 percent of all LGBTQ dollars (10 percent fewer dollars than 2007) and 29 percent of all LGBTQ grants.

- The average grant amount from independent foundations in 2008 was \$49,412—nearly \$6,000 more than the average amount in 2007. The median LGBTQ grant from independent foundations in 2008 was \$20,000.

- Sixty-two community foundations awarded 16 percent of total grants and 6 percent of total dollars in 2008. The average grant from community foundations was \$11,920 and the median grant was \$4,800. Thirty-four of the 62 community foundations reporting grants were National Lesbian and Gay Community Funding Partnership sites.<sup>8</sup>

- Donor-advised funds accounted for 29 percent of the combined funding reported by community and public foundations—12 percentage points lower than in 2007. Donor-advised funds represented 25 percent of all grants awarded in 2008 and 9 percent of the overall dollars—1 percentage point lower than in 2007.

<sup>7</sup> These 47 foundations include 35 foundations that awarded LGBTQ grants in 2007 but made no such grants in 2008, two foundations that closed, two foundations' grants programs merged into one foundation and nine foundations that had not published the data necessary to measure their grantmaking in time for the 2008 report.

<sup>8</sup> The National Lesbian and Gay Community Funding Partnership was a project of Funders for LGBTQ Issues that supported the development of LGBTQ funds within community foundations across the country.

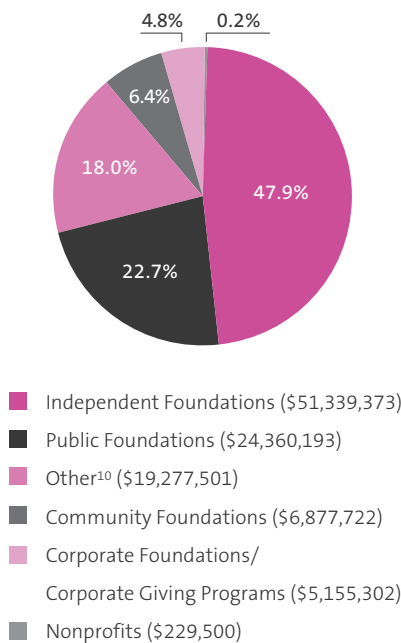
- Public foundations awarded 23 percent of all LGBTQ grant dollars (5 percent higher than 2007) and 45 percent of LGBTQ grants, an increase of 3 percentage points since 2007. The average grant from public foundations was \$15,225 and the median grant was \$4,440.

- Of the \$24,360,193 granted by public foundations to LGBTQ issues in 2008, 52% were awarded by LGBTQ foundations, 36% by progressive foundations, 10% by women’s foundations and 2% by religious public foundations.

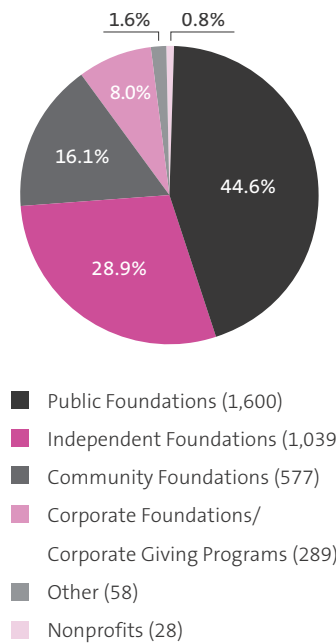
- Thirty-seven corporate foundations/giving programs awarded \$5,155,302 in 289 grants to LGBTQ issues in 2008, which represents 5 percent of total dollars and 8 percent of total grants. The average grant from corporate foundations/corporate giving programs was \$17,838 and the median grant was \$8,000.

- Independent foundations founded by gay men awarded 515 grants totaling \$23,341,669 (50 percent of the total grants by independent foundations and 45 percent of total dollars awarded by independent foundations).<sup>9</sup>

DISTRIBUTION BY FOUNDATION TYPE, LGBTQ DOLLARS, 2008



DISTRIBUTION BY FOUNDATION TYPE, LGBTQ GRANTS, 2008



<sup>9</sup> These figures are based on information available from self-identified LGBTQ donors and do not necessarily reflect the full scope of funding by LGBTQ people through their foundations.

<sup>10</sup> “Other” includes anonymous and unspecified gifts/donors.

**3 THE COMBINED FUNDING FROM THE TOP 10 LGBTQ GRANTMAKERS, BY TOTAL DOLLARS, REPRESENTED 47 PERCENT OF TOTAL LGBTQ DOLLARS IN 2008—THE SAME PERCENTAGE AS IN 2007. THE TOP 10 LGBTQ GRANTMAKERS, BY TOTAL GRANTS, ACCOUNTED FOR 41 PERCENT OF ALL LGBTQ GRANTS.**

### TOP 10 LGBTQ GRANTMAKERS, BY TOTAL DOLLARS

- The top 10 LGBTQ grantmakers, by total dollars, collectively awarded 1,053 grants (29 percent of total grants) totaling \$50,070,784 (47 percent of total dollars)—percentages similar to 2007.
- The average grant from the top 10 funders, by total dollars, was \$47,551 and the median grant was \$7,500.
- The remaining pool of 332 funders awarded 2,538 grants totaling \$57,168,807. The average grant from these funders was \$22,525 and the median grant was \$5,000.
- Among all 343 LGBTQ grantmakers in 2008, 184 funders (54 percent) gave fewer than \$50,000 in their total giving and 124 foundations (36 percent) gave fewer than \$25,000 in their total giving.
- The top four foundations, by total dollars, awarded \$30,671,230 (29 percent of total LGBTQ dollars) through 316 grants (9 percent of total LGBTQ grants)—four percentage points smaller than the percentage of grant dollars awarded by the top four foundations in 2007.

### TOP 10 LGBTQ GRANTMAKERS, BY TOTAL DOLLARS, 2008

	CITY, STATE	TOTAL DOLLARS
Arcus Foundation	New York, NY	\$10,117,971
Evelyn and Walter Haas, Jr. Fund	San Francisco, CA	7,694,136
Ford Foundation	New York, NY	6,540,143
Pride Foundation	Seattle, WA	6,318,980
Gill Foundation	Denver, CO	5,413,086
Tides Foundation	San Francisco, CA	4,474,161
Astraea Lesbian Foundation for Justice	New York, NY	2,591,906
H. van Ameringen Foundation	New York, NY	2,357,000
David Bohnett Foundation	Los Angeles, CA	2,294,901
Proteus Fund	Amherst, MA	2,268,500



- Six of the top 10 LGBTQ grantmakers, by total dollars, in 2008 are independent foundations and four are public foundations.
- The Arcus Foundation was the largest LGBTQ funder, by total dollars, in 2008, awarding \$10,117,971 through 84 grants. Its total giving represented 9 percent of total LGBTQ dollars awarded in 2008—roughly \$1.65 million less than what it provided, as the top grantmaker, by total dollars, in 2007.
- Four of the top 10 LGBTQ grantmakers, by total dollars, are independent foundations started by white, gay men: Gill Foundation, David Bohnett Foundation, Arcus Foundation and the H. van Ameringen Foundation.

### TOP 10 LGBTQ GRANTMAKERS, BY TOTAL GRANTS

- The top 10 LGBTQ grantmakers, by total grants, awarded 1,455 grants totaling \$34,587,557, representing 41 percent of total grants and 32 percent of total dollars in 2008. In contrast, these top 10 foundations awarded 42 percent of total LGBTQ grants and 38 percent of total LGBTQ dollars in 2007. The average grant from these funders was \$23,772 and the median grant was \$5,000.
- Six of the top 10 LGBTQ grantmakers by total grants were also in the list of top 10 LGBTQ grantmakers by total dollars.
- Six of the top 10 LGBTQ grantmakers by total grants are LGBTQ-focused public foundations, three are independent foundations and one is a corporate funder.

#### TOP 10 LGBTQ GRANTMAKERS, BY TOTAL GRANTS, 2008

	CITY, STATE	TOTAL GRANTS
Astraea Lesbian Foundation for Justice	New York, NY	330
Horizons Foundation	San Francisco, CA	205
Tides Foundation	San Francisco, CA	146
Pride Foundation	Seattle, WA	140
Wells Fargo Foundation	San Francisco, CA	135
Equity Foundation	Portland, OR	129
David Bohnett Foundation	Los Angeles, CA	96
Stonewall Community Foundation	New York, NY	95
Gill Foundation	Denver, CO	95
Arcus Foundation	New York, NY	84

#### 4 ELEVEN PERCENT OF LGBTQ GRANTS IN 2008 CAME FROM 23 OF THE TOP 50 U.S.

##### FOUNDATIONS, BY ASSET SIZE.<sup>11</sup>

- Of the 46 U.S. foundations that reported 2008 grants in time for this report (from the 50 largest U.S. foundations pool), 23 awarded LGBTQ grants. The combined LGBTQ giving of these foundations was \$11,806,104, representing 11 percent of LGBTQ giving in 2008.
- The total LGBTQ giving of the two largest foundations, by asset size, listed in our database (Ford Foundation and The California Endowment) was \$7,560,889, which was 7 percent of LGBTQ total giving in 2008. This combined giving of the two largest LGBTQ funders, by asset size, in 2008 was \$2,429,302 more than their combined giving in 2007.
- Twelve of these 23 foundations awarded one LGBTQ grant each in 2008.

#### 5 TEN NONPROFIT ORGANIZATIONS RECEIVED NEARLY ONE-THIRD OF ALL LGBTQ

##### DOLLARS GRANTED IN 2008.

- The top 10 nonprofit organizations, by total dollars received, collectively received \$33,480,894 in LGBTQ grants in 2008, representing 31 percent of total LGBTQ dollars. In contrast, the top 10 organizations in 2007 received 28 percent of total LGBTQ dollars, totaling more than \$21.3 million.
- Seven of these 10 organizations in 2008 were in the top 10 list in 2007.
- Six of these organizations work at the national level, three at the international level and one at the state level.
- All 10 of these organizations received more than \$2 million dollars in 2008, and half received more than \$3 million in funding. In 2007, five of the top 10 organizations received more than \$2 million in funding and none received \$3 million.

<sup>11</sup> At the time of this report, four of the 50 largest U.S. foundations had neither published their 2008 annual reports nor submitted their 990 tax forms; thus, we were unable to review their grants lists.

**TOP 10 LGBTQ GRANTEES, BY GIFTS RECEIVED, 2008**

National Gay and Lesbian Task Force	\$5,908,420
Equality California Institute	3,652,115
Lambda Legal Defense and Education Fund	3,544,230
Astraea Lesbian Foundation for Justice	3,347,250
Tides Foundation	3,310,000
Gay & Lesbian Alliance Against Defamation	2,809,479
National Center for Lesbian Rights	2,747,522
International Gay and Lesbian Human Rights Commission	2,395,630
Humanist Institute for Development Cooperation (HIVOS)	2,210,000
Gay, Lesbian and Straight Education Network	2,056,248

**6 AS WITH PREVIOUS YEARS, IN 2008 NATIONAL ORGANIZATIONS RECEIVED THE MAJORITY OF LGBTQ DOLLARS WHILE LOCAL ORGANIZATIONS RECEIVED THE MAJORITY OF LGBTQ GRANTS.**

**GEOGRAPHIC FOCUS**

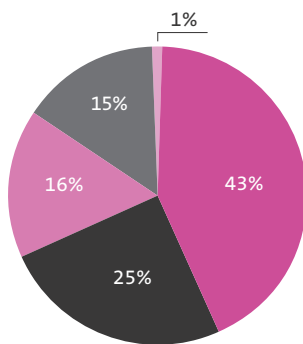
- National organizations received 43 percent of LGBTQ dollars awarded in 2008 (one percentage point lower than in 2007) while local organizations garnered 25 percent of the funding—8 percentage points less than 2007. Funding to statewide organizations increased three percentage points from the previous year.
- International organizations received 16 percent of LGBTQ dollars in 2008, in comparison to 10 percent of dollars in 2007.
- Forty-seven percent of international funding went to U.S.-based organizations—1 percentage point lower than in 2007.

● More than half of the grants (51%) awarded went to local organizations, 26% went to national organizations, 12% to statewide groups, 10% to organizations doing international work and 1% to organizations working across several states. With the exception of funding to international organizations, which increased 3 percentage points from 2007, these percentages are all comparable to previous years.

**LGBTQ GRANT SIZE, BY GEOGRAPHIC FOCUS, 2008**

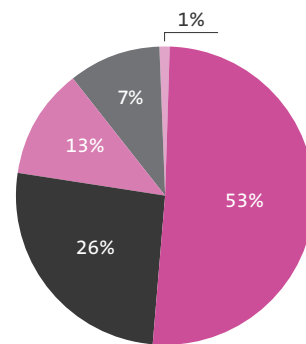
	AVERAGE	MEDIAN
Local Organizations	\$14,747	\$5,000
Statewide Organizations	37,714	9,000
Multi-State Organizations	35,516	8,000
National Organizations	48,329	10,000
International Organizations	47,353	8,000

**DISTRIBUTION BY GEOGRAPHIC FOCUS, TOTAL LGBTQ DOLLARS, 2008**



- National Organizations (\$45,961,348)
- Local Organizations (\$26,788,501)
- Statewide Organizations (\$15,802,254)
- International Organizations (\$17,331,378)
- Multi-State Organizations (\$1,349,600)

**DISTRIBUTION BY GEOGRAPHIC FOCUS, TOTAL LGBTQ GRANTS, 2008**



- Local Organizations (1,816)
- National Organizations (951)
- Statewide Organizations (419)
- International Organizations (367)
- Multi-State Organizations (38)

**STATE AND REGIONAL DISTRIBUTION**

- Eighty-three percent of LGBTQ dollars and 82 percent of LGBTQ grants awarded to national organizations went to three states/areas: New York, California and Washington, DC. Both of these figures decreased 2 percentage points from 2007.
- Local organizations in three states—California, New York and Illinois—received 66 percent of the local LGBTQ dollars and 46 percent of local LGBTQ grants. These three states received 16 percent of all grant dollars awarded in 2008, four percentage points lower than in 2007.
- Based on the data collected, 47 of the 50 states (plus Washington, DC), received LGBTQ grants in 2008.

**DISTRIBUTION BY REGION, LGBTQ GRANTS AND DOLLARS, 2008**

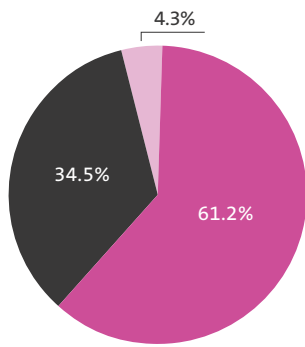
	TOTAL GRANTS	TOTAL DOLLARS
West	1,293	\$30,859,354
Northeast	1,019	38,968,508
South	558	17,689,144
Midwest	426	9,292,201
International	290	9,107,679
Not Categorized	5	1,322,705

**7 PROGRAM SUPPORT RECEIVED THE MOST LGBTQ DOLLARS (62 PERCENT) AND GRANTS (51 PERCENT) IN 2008—MORE THAN GENERAL OPERATING SUPPORT AND OTHER FORMS OF SUPPORT.**

- Sixty-two percent of LGBTQ dollars in 2008 went to program support (7 percentage points higher than 2007) and 35 percent went to general operating support (5 percentage points higher than 2007).
- Fifty-one percent of LGBTQ grants in 2008 went to general operating support (5 percentage points higher than 2007), 44 percent were awarded to programs (5 percentage points lower than 2007) and 5 percent to other types of grants (to the same as in 2007).

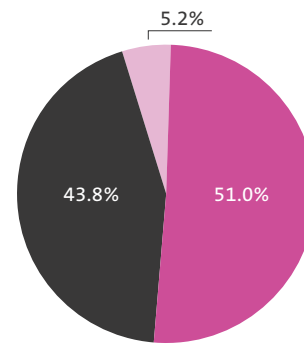
- Other types of support awarded in 2008 included: awards (\$62,200); capital campaigns (\$20,000); emergencies (\$139,000); endowments (\$936,813); regranteeing (\$681,294); scholarships/fellowships (\$2,735,418); and SEED money/start-up (\$40,000).

DISTRIBUTION BY TYPE OF SUPPORT,  
LGBTQ DOLLARS, 2008



- Program/Project Support (\$65,660,170)
- General Operating Support (\$36,964,696)
- Other (\$4,614,725)

DISTRIBUTION BY TYPE OF SUPPORT,  
LGBTQ GRANTS, 2008



- Program/Project Support (1,834)
- General Operating Support (1,572)
- Other (185)

**8 ORGANIZATIONS THAT EXPLICITLY SERVE CHILDREN AND YOUTH AGAIN**

RECEIVED THE HIGHEST LEVEL OF SUPPORT FROM GRANTMAKERS IN 2008 (AMONG THE VARIOUS LGBTQ SUB-GROUPS ADDRESSED BY NONPROFITS). FURTHER, GRANTMAKING TO ORGANIZATIONS THAT ADDRESS LGBTQ COMMUNITIES OF COLOR NEARLY DOUBLED FROM \$7.8 MILLION IN 2007 TO \$12.6 MILLION IN 2008.

- As with the previous six years, children and youth received the most funding of any LGBTQ population sub-group, garnering 14 percent of LGBTQ dollars.

- Total giving to LGBTQ people of color efforts nearly doubled from \$7.8 million in 2007 to \$12.6 million in 2008.
- Twelve percent of grant dollars awarded in 2008 went to LGBTQ people of color organizations and projects, 1.7 percentage points higher than in 2007.
- Among LGBTQ people of color sub-groups, efforts addressing people of African descent continued to receive the largest percentage of funding at 3 percent (identical to 2007).
- Fifty-nine percent of all grant dollars awarded in 2008 went to grants addressing the general LGBTQ population rather than specific LGBTQ sub-groups (e.g. lesbians, people of color).
- Funding to efforts explicitly addressing lesbians increased from 4 to 6 percent between 2007 and 2008, while funding addressing transgender and gender nonconforming people decreased from 3 to 2 percent.

**DISTRIBUTION BY PRIMARY POPULATION FOCUS, LGBTQ GRANTMAKING, 2008**

	TOTAL DOLLARS	% TOTAL DOLLARS	TOTAL GRANTS
All LGBTQ	\$63,296,204	59.0%	2,221
LGBTQ, General	51,734,137	48.2	1,585
Lesbians	6,744,167	6.3	321
Transgender/Gender Nonconforming	2,604,264	2.4	139
Gay Men	2,185,356	2.0	172
Other Sexual Minorities	28,280	0.0	4
Bisexuals	--	--	--
Children and Youth	14,912,956	13.9	656
All People of Color	12,641,439	11.8	323
People of Color, General	7,321,035	6.8	149
People of African Descent	3,422,115	3.2	86
Asian/Pacific Islanders	980,050	0.9	40
Hispanic/Latina/Latino	837,960	0.8	38
Native American/Two Spirit	63,580	0.1	8
Other	16,700	0.0	2

(continued on next page)

**CONTINUED: DISTRIBUTION BY PRIMARY POPULATION FOCUS, LGBTQ GRANTMAKING, 2008**

	TOTAL DOLLARS	% TOTAL DOLLARS	TOTAL GRANTS
General Population	4,331,389	4.0	109
Other	4,707,850	4.4	98
Aging/Elderly/Senior Citizens	1,837,185	1.7	79
Immigrants/Newcomers/Refugees	1,929,000	1.8	18
Poor/Economically Disadvantaged	562,775	0.5	25
Military/Veterans	1,614,182	1.5	34
Incarcerated/Formerly Incarcerated	1,283,000	1.2	13
People with Disabilities	24,910	0.0	5
Women, General	2,500	0.0	1
Sex Workers	96,200	0.1	9

**9****AMONG THE VARIOUS STRATEGIES UTILIZED BY LGBTQ ORGANIZATIONS AND PROJECTS, ADVOCACY RECEIVED THE MOST SUPPORT FROM GRANTMAKERS IN 2008.**

- For the fourth consecutive year, LGBTQ grant dollars supporting advocacy efforts surpassed other strategies at 35 percent—five percentage points higher than in 2007.
- Twenty-one percent of LGBTQ grants awarded in 2008 supported advocacy efforts.
- Ten percent of LGBTQ dollars and 20 percent of grants were awarded to direct service organizations and projects. Total dollars to direct service efforts in 2008 decreased 2 percentage points from 2007.
- Multi-strategy LGBTQ work, which included combinations of advocacy, community organizing, direct service, litigation and education, (among others) received 3 percent of LGBTQ dollars in 2008, six percentage points lower than in 2007.

<sup>12</sup> "Strategies" refers to the methods used by organizations to accomplish their goals (e.g. advocacy, public education, community organizing).



## DISTRIBUTION BY STRATEGY USED, LGBTQ GRANTMAKING, 2008<sup>12</sup>

	TOTAL DOLLARS	% TOTAL DOLLARS	TOTAL GRANTS
Advocacy	\$38,011,196	35.4%	749
Litigation	10,665,256	9.9	190
Direct Service	10,460,248	9.8	712
Public Education	7,121,538	6.6	123
Leadership Development	6,593,799	6.1	191
Research	5,070,625	4.7	86
Organizational Capacity Building	4,416,858	4.1	144
Community Organizing	3,899,956	3.6	176
Multi-Strategy	3,494,693	3.3	155
Training/Technical Assistance	3,314,436	3.1	101
Philanthropy	3,059,666	2.9	102
Culture	2,666,982	2.5	355
Matching Grant	2,245,453	2.1	35
Film/Video/Radio Production	1,961,310	1.8	79
Conferences/Seminars	1,295,270	1.2	123
Fundraising Event	1,075,519	1.0	191
Curriculum Development	752,000	0.7	6
Electronic Media/Online Services	641,396	0.6	35
Publications	493,390	0.5	38

## **10** GRANTMAKING SUPPORT FOR CIVIL RIGHTS/HUMAN RIGHTS EFFORTS FAR SURPASSED PHILANTHROPIC SUPPORT FOR THE OTHER ISSUES BEING ADDRESSED BY LGBTQ ORGANIZATIONS AND PROJECTS.

- Organizations working on LGBTQ civil rights received 22 percent of LGBTQ dollars in 2008—one percentage point higher than in 2007. “Civil rights” efforts include LGBTQ ballot initiatives, immigration and asylum, employment discrimination, and family issues such as adoption and parental rights, among others.

- The highest percent of LGBTQ grants awarded in 2008 (16%) went to community building efforts, which includes community centers, cultural events, community organizing projects, film festivals and social networking activities.

- Four percent of LGBTQ dollars awarded in 2008 went to HIV/AIDS efforts that explicitly address LGBTQ populations.<sup>13</sup>

**DISTRIBUTION BY ISSUE ADDRESSED, LGBTQ GRANTMAKING, 2008<sup>14</sup>**

	TOTAL DOLLARS	% TOTAL DOLLARS	TOTAL GRANTS
Civil Rights	\$23,343,688	21.8%	561
Human Rights	15,647,123	14.6	258
Marriage/Civil Unions	10,363,996	9.7	136
Multi-Issue	7,251,078	6.8	339
Health	6,805,276	6.3	318
Community Building/Empowerment	5,882,434	5.5	585
Religion	5,771,858	5.4	81
Education/Safe Schools	5,747,830	5.4	249
HIV/AIDS	4,503,960	4.2	209
Visibility	4,265,777	4.0	166
Philanthropy	3,461,682	3.2	166
Anti-Violence	2,384,774	2.2	88
Gender Identity	2,170,991	2.0	105
Housing	2,080,451	1.9	69
Homophobia	2,030,478	1.9	97
Strengthening Families	1,857,409	1.7	75
Military	1,624,182	1.5	35
Labor/Employment	963,988	0.9	25
Other	838,943	0.8	6
Unspecified	243,673	0.2	23

<sup>13</sup> Because grant descriptions sometimes lack the sufficient detail to code and track in our research, it's difficult to disentangle HIV/AIDS grants that explicitly address LGBTQ populations from HIV/AIDS grants that reach broader populations. The figures in this report represent our best estimate.

<sup>14</sup> "Other" includes research projects, LGBTQ candidates and electoral issues, mentoring programs and needs assessments.

# APPENDIX A:

## METHODOLOGY

When Funders for LGBTQ Issues began this research project, we knew that it would be impossible to survey the entire universe of grantmakers that support lesbian, gay, bisexual, transgender and queer organizations and projects across the country. Two barriers prevent us from this undertaking. First, there is no uniformity in the grants classification systems used by grantmakers. For example, some foundations classify LGBTQ as a population and others as an issue. Further, many do not use LGBTQ as a category in their classification systems and have no way of identifying these grants in their databases. Secondly, with more than 90,000 foundations comprising American philanthropy, it was not feasible for us to conduct a comprehensive search of all grants made by all grantmakers.

Based on these factors, we were left with two options. One option was to select a random sample of foundations to survey. The advantage of this methodology is that it would provide a statistically representative sample and the ability to generalize about the overall state of LGBTQ funding in the country. The disadvantage is that, given how few grantmakers fund LGBTQ issues in addition to the grants classification limitations described above, the data would be limited to generalizations and miss the richness of detail about the names of funders, their preferences, etc. The second option was to create a purposive sample that would target grantmakers known to us as funding, or being open to funding, LGBTQ organizations and projects. We chose the purposive sampling method, believing that both the quality and quantity of the information would provide greater insight and information about the state of LGBTQ philanthropy.

**POPULATION SURVEYED.** Requests for information were sent to 635 grantmakers identified through Funders for LGBTQ Issues' online directory of LGBTQ grantmakers, the Foundation Center's database and from funders' lists of LGBTQ organizations. All foundation types were surveyed, including independent, public, community and corporate foundations, and nonprofit organizations with grantmaking programs.

Information was obtained on 430 grantmakers through self-reporting by foundations, a review of 990s, and annual reports posted online and in the Foundation Center's online database.

This report represents information from the 343 grantmakers we identified as providing support for LGBTQ projects and organizations in 2008.

**CRITERIA FOR INCLUSION.** Our overarching research goal was to ensure that the data we collected focused specifically on LGBTQ issues and organizations. Therefore, the data does not include grants to organizations or projects that are generally inclusive of LGBTQ people unless they explicitly address an LGBTQ issue or population. For example, a women's organization that's given a grant to develop a sex education curriculum for girls, welcome to all girls, including LBT girls, would not be included in the data. If that same organization was funded to provide sex education specifically to lesbians, it would be included. A statewide human rights advocacy organization that's given a grant specifically to fight an anti-gay marriage amendment would be included. However, if that same group was given a general support grant, it would not be included.

**HIV/AIDS.** Because of the lack of consistency in grants classification systems, it is difficult to identify HIV/AIDS grants that are explicitly support LGBTQ communities and MSM populations. In addition, while many funders track HIV/AIDS grants, they often do not track LGBTQ issues within those grants. In addition, many HIV/AIDS grants support the broad range of people affected by the pandemic and not particular sub-groups.

**REGRANTING.** To avoid double counting dollars, this report allocates regrantee monies to the organizations responsible for regranteeing (and not the original source of funding). This method provides better information about the purposes of the funding, which captures both the intent of the primary funder and the regranteeing institution. The downside to this approach is that it does not accurately present the full funding by those institutions providing the original

regranting money. To address this issue, we have provided information about those foundations and the dollar amount of those grants.

**CLASSIFICATION SYSTEM.** In addition to recording basic information about the grantmaker (name, city, state and type of foundation), the grantee (name, city, state, country), and amount and duration of the grant, the database also describes the following five areas:

- Geographic Focus (local, state, multi-state, national, international) of the grantee
- Population Focus (e.g. children and youth, people of color)
- Type of Support (e.g. general, program, research, scholarships, capital campaigns)
- Strategies Used (e.g. advocacy, public education, culture, community organizing, litigation, leadership development)
- Issue Addressed (e.g. civil rights, community building, health, religion, homophobia)

While these categories are mostly self-evident, some need further explanation.

The **Population Focus** category indicates the targeted audience for the grant. Because our criteria dictates that all of the grants target or serve the needs of LGBTQ people, our goal for this category was to identify the specific constituency or group (youth, seniors, people of color, general population, etc.). For example, a grant serving LGBTQ seniors of color would be coded to indicate that the primary population served was Seniors and People of Color; a grant addressing LGBTQ people in the military would be coded to indicate that the primary population served was People in the Military; a grant working for the human rights of LGBTQ people would indicate the population being addressed or served as LGBTQ; and a public education campaign to create greater acceptance of LGBTQ people would designate the General Population as the primary audience being addressed.

For **Strategy Used** and **Issue Addressed**, several factors impact our ability to assign categories. First, the differences in grants classification systems, as well as the philosophical and political approaches of foundations, means that there is no uniformity in the labeling used by reporting foundations. This requires that we make a subjective assignment in order to best fit the grants into our classification system. Second, in many cases, the grants lists we received did not provide any information other than the name of the grantee and the type of support. In these cases, attempts were made to research the work of the grantee to make an assignment. When an assignment was not possible, the grant was coded as “unspecified.” Finally, many grantees use multiple strategies, such as litigation, advocacy and public education, to achieve their goals.

**TIME FRAME.** This report is based on grants authorized during calendar year 2008, which means that if a foundation’s board of directors met in December 2007 and authorized a grant for work to be undertaken in 2008, we did not include that grant, as it would have been included in the 2007 report.

Although we are working with the calendar year, there is a sub-set of grantmakers that operates within a different fiscal year and that were only able to provide grants data based on their fiscal years. We decided to allow for this inconsistency with the understanding that we would remain consistent with the future reporting of those grantmakers over time. This consistency is important to prevent future double counting of grants or to prevent losing some grants data by changing time frames.

Multi-year grants are listed only in the year in which they were authorized, with the full amount of the grant listed in that year, together with the duration of the grant. The advantage of tracking all funds authorized in a year is that it best reflects a foundation’s priorities in any given time period. The disadvantage is that it could present an inflated or under-inflated commitment to an interest over time.

## APPENDIX B:

### 2008 LIST OF LGBTQ GRANTMAKERS IN THE U.S.

	TOTAL GRANTS	TOTAL DOLLARS
Abelard Foundation-East .....	1	\$10,000
Adam Foundation .....	2	7,000
Aetna Foundation .....	6	198,400
Ahmanson Foundation .....	2	101,000
AHS Foundation .....	4	100,000
Akron Community Foundation .....	5	24,500
Alliance Healthcare Foundation .....	4	56,278
Alphawood Foundation .....	6	112,500
American Express Company & Foundation .....	5	109,673
American Jewish World Service .....	14	229,600
American Psychological Foundation/Evelyn Hooker Program .....	8	147,000
Andersen Corporate Foundation .....	1	2,500
Andersen Foundation, Hugh J. ....	4	41,500
Andrus Family Fund .....	1	32,000
Annenberg Foundation .....	1	200,000
Anonymous (2) .....	66	23,246,250
Anschutz Family Foundation .....	1	5,000
Aqua Foundation for Women .....	4	17,500
Arcus Foundation .....	84	11,342,971
Arizona Community Foundation .....	1	10,000
Astraea Lesbian Foundation for Justice .....	330	2,591,906
AT&T Foundation (formerly SBC Foundation) .....	1	25,000
Austin Foundation, Sidley .....	4	43,000
Babson Charitable Foundation, Susan A. & Donald P. ....	5	49,000
Babson Foundation, Paul and Edith .....	1	10,000
Bader Foundation, Helen .....	2	25,465
Baltimore Community Foundation .....	1	1,000
Bank of America Foundation .....	11	169,500
Bastian Foundation, B. W. ....	37	1,397,500
Ben & Jerry's Foundation .....	1	1,000
Berks County Community Foundation .....	2	15,000
Berkshire Taconic Community Foundation .....	2	2,750
Bigelow Foundation, F.R. ....	1	20,000
Blachford-Cooper Foundation .....	10	321,000
Black & Fuller Fund, Harry S. & Allon .....	1	10,000
Blandin Foundation .....	1	1,000
Blowitz-Ridgeway Foundation .....	1	15,000
Blue Foundation for a Healthy Florida .....	1	93,800
Blue Shield of California Foundation .....	2	40,000
Bohemian Foundation .....	3	80,000
Bohnett Foundation, David .....	96	2,423,765
Boston Foundation .....	42	290,450
Boston Women's Fund .....	1	6,850
Bread and Roses Community Fund .....	6	30,000
Brother Help Thyself .....	34	89,060
Brown Foundation, Arch & Bruce .....	14	14,000
Bush Foundation .....	1	50,000
Cafritz Foundation, Morris and Gwendolyn .....	1	10,000
Calamus Foundation .....	16	735,000
California Community Foundation .....	19	216,086
California Endowment, The .....	16	1,020,746

(continued on next page)

	TOTAL GRANTS	TOTAL DOLLARS
California Wellness Foundation .....	4	\$1,015,000
Cameron and Jane Baird Foundation .....	1	35,000
Cape Cod Foundation, The .....	8	18,000
Capital Group Companies Charitable Foundation .....	12	51,380
Carolyn Foundation .....	1	10,000
Casey Foundation, Marguerite .....	1	10,000
Center for Lesbian and Gay Studies .....	10	23,750
Central New York Community Foundation .....	1	16,500
Chaiken Foundation, Donald and Carole .....	7	92,200
Chicago Community Trust .....	8	652,000
Chicago Foundation for Women .....	7	31,500
Chicago Tribune Foundation .....	2	6,000
Chinook Fund .....	5	24,300
Citi Foundation .....	7	135,000
Chizen Family Foundation .....	1	2,000
Chrysler Foundation .....	6	82,500
Cleveland Foundation .....	1	2,500
Coastal Community Foundation of SC .....	11	62,250
Children of Lesbians and Gays Everywhere (COLAGE) .....	7	4,750
Colin Higgins Foundation .....	9	120,000
Collins Foundation .....	1	6,000
Columbia Foundation .....	3	625,000
Columbus Foundation .....	26	156,627
Community Foundation for the Fox Valley Region .....	1	30,000
Community Foundation for Greater Atlanta .....	16	88,050
Community Foundation for Greater New Haven .....	2	12,625
Community Foundation for Monterey County .....	2	30,000
Community Foundation for National Capital Region .....	17	183,502
Community Foundation for Southern Arizona .....	11	30,000
Community Foundation of Broward .....	9	73,890
Community Foundation of Greater Greensboro .....	2	15,993
Community Foundation of Greater Memphis .....	2	16,000
Community Foundation of Middle Tennessee .....	4	12,238
Community Foundation of Santa Cruz County .....	15	63,700
Community Foundation of Southeastern Michigan .....	51	728,226
Community Foundation of Western Massachusetts .....	1	250
Community Foundation Serving Boulder County .....	16	30,500
Community Foundation Serving Richmond and Central Virginia .....	9	45,750
Cox Foundation of GA, James M. ....	1	10,000
Crawford Idema Family Foundation .....	2	25,000
Cream City Foundation .....	22	95,180
Credo (formerly Working Assets) .....	2	94,864
Crossroads Fund .....	10	53,000
Currents of Change .....	3	50,000
Dade Community Foundation .....	30	228,200
Day Foundation, Doris and Victor .....	1	2,500
DBJ Foundation .....	3	71,000
DeBenedictis, Robert N. Foundation .....	1	77,500
DeCamp Foundation, Ira .....	1	40,000
Dechman Foundation, David A. ....	4	123,500
Delaware Valley Legacy Fund .....	38	54,895
Denver Foundation .....	4	43,331
Diogenes Charitable Foundation .....	1	200
Dobkin Family Foundation .....	2	30,000
Dolby Family Fund, Ray and Dagmar .....	1	25,000
Dolfinger-McMahon Foundation .....	1	1,500
Dominion Foundation .....	4	61,000
Donnelley Foundation, Gaylord and Dorothy .....	1	20,000

(continued on next page)

	TOTAL GRANTS	TOTAL DOLLARS
Dorot Foundation	2	\$50,000
Dow Chemical Company Foundation	1	12,250
Dreeland, John F and Hauff, Robert V Foundation	1	10,000
Durfee Foundation	1	300,000
Dyson Foundation	1	50,000
East Bay Community Foundation	2	20,000
Educational Foundation of America	1	80,000
Elizabeth Moore Charitable Trust	1	5,000
Elton John AIDS Foundation	6	306,200
Equity Foundation	129	105,971
Esmond Harmsworth 1997 Charitable Foundation	9	353,333
Eychaner Foundation	8	113,775
Fels Fund, Samuel S	1	3,000
Ford Foundation	35	7,502,143
Foundation for the Carolinas	18	80,750
Frameline	4	20,000
Freeman Foundation	11	108,500
Fry Foundation	2	60,000
Fund for Global Human Rights	15	242,000
Fund for Nonviolence	1	20,000
Fund for Santa Barbara	3	11,700
Fund for Southern Communities	2	22,946
Funding Exchange	32	250,200
Gamma Mu Foundation	13	120,500
Gannett Foundation	1	15,000
Gates Foundation, Bill and Melinda	1	380,000
Geffen Foundation, David	16	156,000
General Mills Foundation	4	40,000
Gerbode Foundation, Wallace Alexander	1	5,000
General Motors Foundation	1	50,000
Gill Foundation	95	6,216,950
Gilmore Foundation, Irving	1	20,000
Global Fund for Women	63	999,567
Goldman Fund, Richard and Rhoda	1	75,000
Goldsmith Foundation, Horace W.	1	30,000
Grant Foundation, William T.	1	250,000
Greater Houston Community Foundation	1	70,000
Greater Milwaukee Foundation	29	210,398
Greater New Orleans Foundation	1	3,000
Greater Seattle Business Association	1	137,100
Greater Worcester Community Foundation	8	125,000
Grotto Foundation	1	20,000
Guilford Green Foundation	17	56,280
Gund Foundation, Agnes	1	50,000
Haas Fund, Walter and Elise	11	195,450
Haas Jr., Fund, Evelyn and Walter	57	9,338,000
Hadassah Foundation	1	17,500
Halcyon Hill Foundation	4	38,000
Hartford Foundation for Public Giving	3	59,664
Hawai'i People's Fund	1	100
Hayden Foundation, Charles	1	25,000
Haymarket People's Fund	3	19,300
Headwaters Fund for Justice	10	28,000
Health Foundation of Greater Indianapolis	1	12,862
Heinz Endowment	3	33,000
Helfgott-Renfroe Foundation	1	1,000
Hermes Foundation	6	22,800
Hewlett Foundation, William and Flora	1	352,500

(continued on next page)

	TOTAL GRANTS	TOTAL DOLLARS
Hill Snowdon Foundation	3	\$40,000
Hirsch Foundation, Armin & Esther	1	5,000
Hollyfield Foundation	10	48,950
Horizons Foundation	205	1,320,286
HRK Foundation	1	1,000
Hyams Foundation	1	20,000
Hyde and Watson Foundation	1	10,000
IBM	1	40,000
Irvine Foundation, James	2	39,000
Jackson Foundation	1	25,000
Jacobs Foundation, Carl	2	2,000
Johnson Family Foundation	35	803,070
Kalamazoo Community Foundation	6	29,975
Kellett Foundation, John Steven	9	10,350
Kerr Foundation, William A.	4	90,000
Kauffman Foundation, Muriel McBrien	2	20,000
Kemper Foundation, William T.	2	5,000
La Crosse Community Foundation	1	5,000
Lambda Foundation	10	19,200
Langeloth Foundation, Jacob and Valeria	2	102,440
LaRocque Foundation, Banky	3	2,850
Larsen Foundation, John	9	83,500
League	8	14,000
Leeway Foundation	3	20,000
Legacy Heritage Fund Limited	1	11,200
Lesbian Health Fund	6	107,247
Levi Strauss & Co/Foundation	8	339,500
Levitt Foundation	2	3,500
Liberty Hill Foundation	34	893,583
Lily Auchincloss Foundation	3	45,000
Logan Foundation, Reva and David	2	25,000
Lubrizol Foundation	1	300
M.A.C. Global Foundation	5	200,000
MacArthur Foundation, John D. and Catherine T.	2	60,000
Macy's Foundation	12	128,500
Maine Community Foundation	11	40,500
Marcus Foundation, Grace & Alan	2	3,000
Marin Community Foundation	15	95,050
Martag Foundation	1	10,000
McCrindle Foundation, Joseph F.	1	1,000
McGregor Fund	1	95,000
McKenzie River Gathering	11	55,000
McKnight Foundation	1	30,000
Medtronic Foundation	1	5,000
Mellon Foundation, Andrew W.	1	135,000
Merck Family Foundation	2	61,000
Mertz Gilmore Foundation	3	11,000
MetLife Corporate Giving Program	1	35,000
Minneapolis Foundation	9	171,700
Missouri Foundation for Health	1	48,800
Monell Foundation, Ambrose	2	50,000
Montana Community Foundation	1	3,000
Morrow Foundation, Allan	1	200,000
Mossier Foundation, Kevin J.	10	425,000
Ms Foundation for Women	7	146,000
Nathan Cummings Foundation	2	120,000
New Harvest Foundation	1	7,000
New Israel Fund	6	105,000

(continued on next page)



	TOTAL GRANTS	TOTAL DOLLARS
New Mexico Community Foundation .....	7	\$27,750
New York Community Trust .....	13	881,000
New York Foundation .....	3	132,500
New York Life Foundation .....	1	25,000
New York Regional Association of Grantmakers .....	1	10,000
New York Women's Foundation .....	5	200,000
North Fork Women for Women Fund .....	1	19,213
North Star Fund .....	7	36,500
Oak Foundation .....	3	450,000
Oak Park-River Forest Community Foundation .....	1	700
Obrzut Ling Foundation Inc. ....	1	2,500
Open Meadows Foundation .....	5	4,440
Open Society Institute .....	10	970,000
Opler Foundation, Scott .....	4	515,000
Orange County Community Foundation .....	1	9,550
Oregon Community Foundation .....	4	432,000
Otto Bremer Foundation .....	10	196,650
Overbrook Foundation .....	12	394,920
Packard Foundation, David and Lucile .....	1	50,000
Parsons Foundation, Ralph M. ....	1	75,000
Peace Development Fund .....	2	10,000
Pelham Foundation, Jean T and Heyward G .....	1	10,000
PepsiCo Foundation .....	2	530,628
PFLAG National Scholarship Program .....	1	30,000
Philadelphia Foundation .....	23	138,325
Philanthrofund Foundation .....	18	82,125
Phillips Family Foundation, Jay & Rose .....	9	149,650
Playboy Foundation .....	4	1,250
Point Foundation .....	1	1,162,705
Polk Bros Foundation .....	5	251,500
Polo Ralph Lauren Foundation .....	1	51,400
Pride Foundation .....	140	6,318,980
Proteus Fund .....	16	2,268,500
Public Welfare Foundation .....	1	40,000
Rainbow Foundation .....	1	120,000
Rapoport Foundation, The Paul .....	21	657,300
Rauch Family Foundation .....	1	1,500
Ravenswood Health Care Foundation .....	1	25,000
Reaugh Trust Fund, Ernest O. ....	5	10,000
Resist .....	8	19,000
Retirement Research Foundation .....	1	50,000
Rhode Island Foundation .....	12	110,500
Richardson Fund, Anne .....	1	70,000
Robert Wood Johnson Foundation .....	1	499,993
Robins, Kaplan, Miller & Ciresi, L.L.P. Private Foundation .....	6	43,000
Roblee Foundation, Joseph H. and Florence A. ....	4	59,800
Rochester Area Community Foundation .....	1	18,946
Rockefeller Brothers Fund .....	1	50,000
Rockefeller Foundation .....	1	50,000
Rockefeller Philanthropic Advisors .....	3	110,000
Rockwell Collins Charitable Corporation .....	2	20,000
Rosenberg Foundation .....	1	1,000
Rosenstein Foundation, Anita May .....	1	40,050
Saint Paul Foundation .....	4	40,400
Samara Foundation of Vermont .....	15	34,000
San Diego Foundation .....	6	38,000
San Diego Foundation for Change .....	8	29,850
San Diego Human Dignity Foundation .....	12	36,000

(continued on next page)

	TOTAL GRANTS	TOTAL DOLLARS
San Francisco Foundation	28	\$936,000
San Luis Obispo County Community Foundation	5	2,560
Santa Fe Community Foundation	5	20,000
Santa Barbara Foundation	2	125,000
Sandy River Charitable Foundation	1	20,000
Sawchuk Family Foundation	1	20,000
Schwab Foundation, Charles and Helen	2	250
Seattle Foundation	19	196,000
Shubert Foundation	1	15,000
Silicon Valley Community Foundation	6	13,500
Simmons Foundation, Harold	1	100,000
Small Change Foundation	20	197,500
Smith Foundation, Ralph L.	1	8,000
Snowden Foundation, Ted	18	416,000
Snyder Fund, Valentine Perry	1	20,000
Social Justice Fund Northwest	2	13,200
Southern Partners Fund	3	25,500
St Paul Travelers Foundation	4	50,480
Starfish Group	1	25,000
Stonewall Community Foundation	95	514,312
Strawvalley Foundation	10	83,000
Surdna Foundation	3	272,000
Susan G. Komen Foundation	19	609,975
Taos Community Foundation	1	10,850
Terrell Charitable Trust, Randolph Querbes	3	3,500
Third Wave Foundation	2	50,000
Thorpe Foundation, James R.	1	7,500
Tides Foundation	146	5,173,886
Transgender Scholarship and Education Legacy Fund TSELF)	4	10,000
Triangle Community Foundation	2	8,000
Tulsa Community Foundation	1	10,000
Tuohy Foundation, Walter and Mary	1	3,000
Unger Foundation, Aber D.	1	20,000
Unitarian Universalist Funding Program	6	47,000
Unitarian Universalist Veatch Program at Shelter Rock	5	285,000
Urgent Action Fund for Women's Human Rights	10	41,525
van Ameringen Foundation, H.	54	2,357,000
van Loben Sels/RembeRock Foundation	12	99,500
Verizon Foundation	18	136,920
Vermont Community Foundation	15	104,350
Wachovia Foundation	10	256,850
Washington Area Women's Foundation	1	1,000
Washington Mutual Foundation	1	5,000
Weeden Foundation	1	4,000
Weingart Foundation	2	60,000
Wells Fargo Foundation	135	1,465,837
William Penn Foundation	3	286,900
Williams, Reid Foundation	3	51,500
Womens Foundation of California	5	67,000
Women's Foundation of Minnesota	6	72,000
Women's Fund of Miami-Dade County	2	20,000
Women's Funding Alliance	1	25,000
Women's Way	2	20,000
Xcel Energy Foundation	3	15,000
Y & H Soda Foundation	2	30,000
Z. Smith Reynolds Foundation	1	35,000
Zami - Audre Lorde Scholarship Fund	1	14,000
Zero Divide	2	76,500



FUNDERS FOR  
**LGBTQ**  
**ISSUES**

116 East 16th Street  
6th Floor  
New York, NY 10003  
Tel 212-475-2930  
Fax 212-475-2532

[www.lgbtfunders.org](http://www.lgbtfunders.org)  
[www.lgbtracialequity.org](http://www.lgbtracialequity.org)